STATE OF RHODE ISLAND

Department of Children, Youth & Families

Strategic Metrics Dashboard
July 20, 2026

TABLE OF CONTENTS

03 Population Chart

04 Census Sheet

05 Children in In-Home & Foster Care

06 Child Protective Services (CPS)

13 Family Services: Support & Response Unit (SRU)

18 Family Services: Family Service Unit (FSU)

27 Juvenile Corrections: Probation

34 Juvenile Corrections: Rhode Island Training School (RITS)

37 Foster Care

47 Licensing

52 Voluntary Extension of Care (VEC)

57 Glossary

Child Population Chart for a Single Point in Time/Day

Total Open to DCYF[1]	2268

Total Open to In-Home & Foster Care	1988
In-Home	784
Foster Care[2]	1204

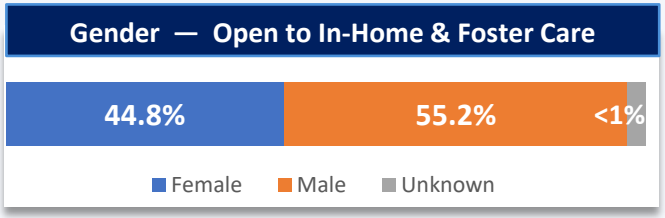

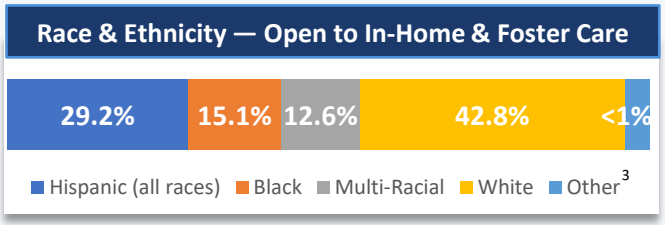

Definitions

Open to DCYF: A family involved with the Department with or without legal involvement within the Divisions of Child Protective Services, Family Services (including families and youth open to the Support & Response and the Voluntary Extension of Care units), Youth Development, Licensing & Resource Families, and Community Services & Behavioral Health.

Total Open to In-Home & Foster Care: This count excludes children in the Support and Response Unit, Rhode Island Training School, Child Protective Services (with no legal status), Voluntary Extension of Care, children with living arrangements of prison or out of state/other agency custody and ICJ-out going and children who are aged 21 older and aged out of VEC or has legal status other than "Court Supervision/VEC".

In-Home: The child lives with their parents, but the case is "open" because the family is receiving court-ordered or voluntary services to prevent removal.

Foster Care: 24-hour substitute care for children placed away from their parents or guardians and for whom the child welfare agency has placement and care responsibility.

Notes:
Source: RICHIST Rpt776 (point in time data as of the first of the month)
- A child may be involved in more than one division but is counted only in the primary division to avoid double counting.

[1] Open to DCYF includes CPS, DFS:FSU,VEC, Juvenile Probation, RITS, CSBH, SRU.
- Report 776 includes Adoption & Guardianship Subsidies but are excluded from this count.

[2] Foster Care includes: children in foster homes, residential intervention, independent living, medical or psychiatric hospitals and absent from care.
- VEC is excluded from this count due to being voluntary. Supportive Reunification is excluded from Foster Care count and is included in the In-Home count.

[3] Other includes Unknown, blank, did not disclose or unable to determine.

Census Sheet

Foster Care | N = 1,204

Reminder: CSBH, RITS , Supportive Reunification & VEC are excluded from this count

Foster Home[1]	829
Relative Kinship	472
Non-Relative Kinship	137
Not Kinship	220
Other[2]	**108**

Residential Intervention	267
Semi Independent	35
Group Home	91
Residential	129
Assessment & Stabilization	12

Supportive Reunification is considered foster care; however, children are living in their homes and are **included** in the **in-home count**.

Supportive Reunification	224

Voluntary Extension of Care (VEC) is considered foster care; however, they are **excluded** from the foster care count due to being voluntary.

Voluntary Extension of Care	108

Notes:
Source: RICHIST Rpt776 (point in time data as of the first of the month)
[1] Some youth in foster care placements may not have current kinship labels so cumulative counts may not match overall foster care counts.
[2] Other includes Independent Living, Medical or Psychiatric Hospitals and Absent from Care at time of data pull.

Figures 1 & 2: The Number of Children In Care, by Month

Figure 1: In-home vs. Foster Care[1]

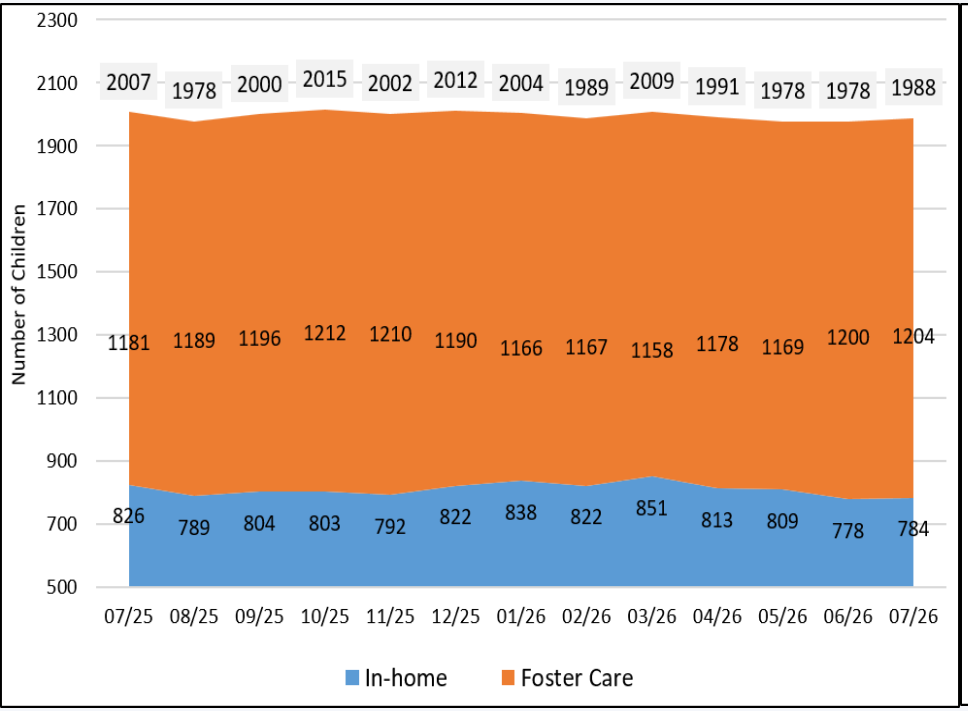

Figure 2: Foster Care[1]

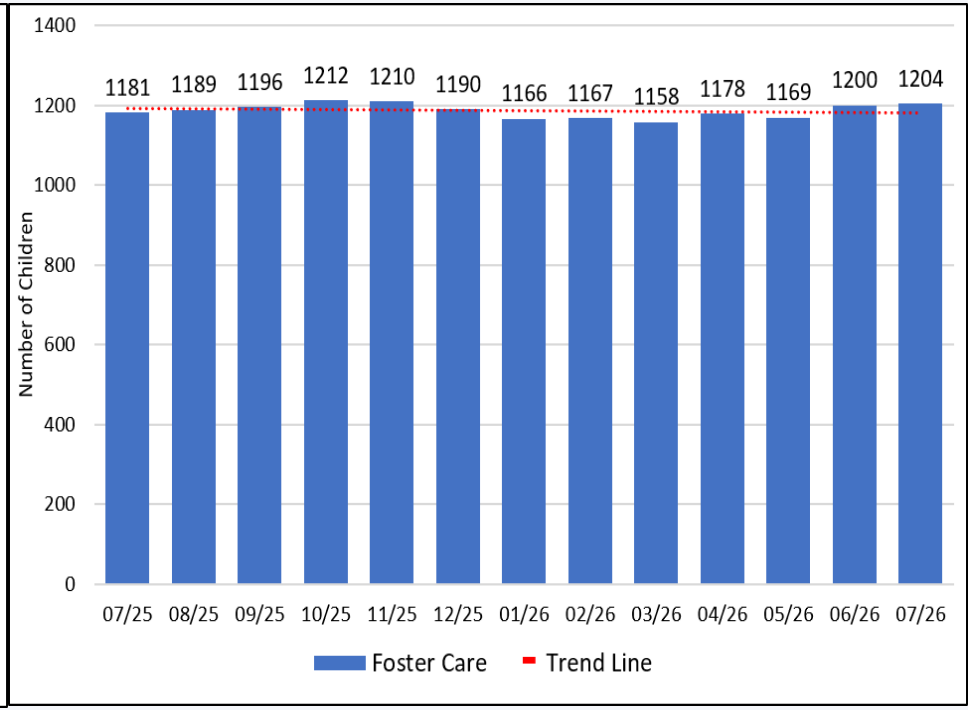

Notes:
Source: RICHIST Rpt776 (point in time data as of the first of the month)
[1] Foster Care includes: children in foster homes, residential intervention, independent living, medical or psychiatric hospitals and absent from care.
- VEC is excluded from this count due to being voluntary

Child Protective Services (CPS)

The investigative division of the Department and includes the Department's hotline. This division ensures each child and youth is protected from harm through the timely investigation of reports of child abuse and neglect. CPS receives, screens and responds to reports of suspected child maltreatment.

Figure 3: The Number and Percentage of CPS Reports by Result, by Month

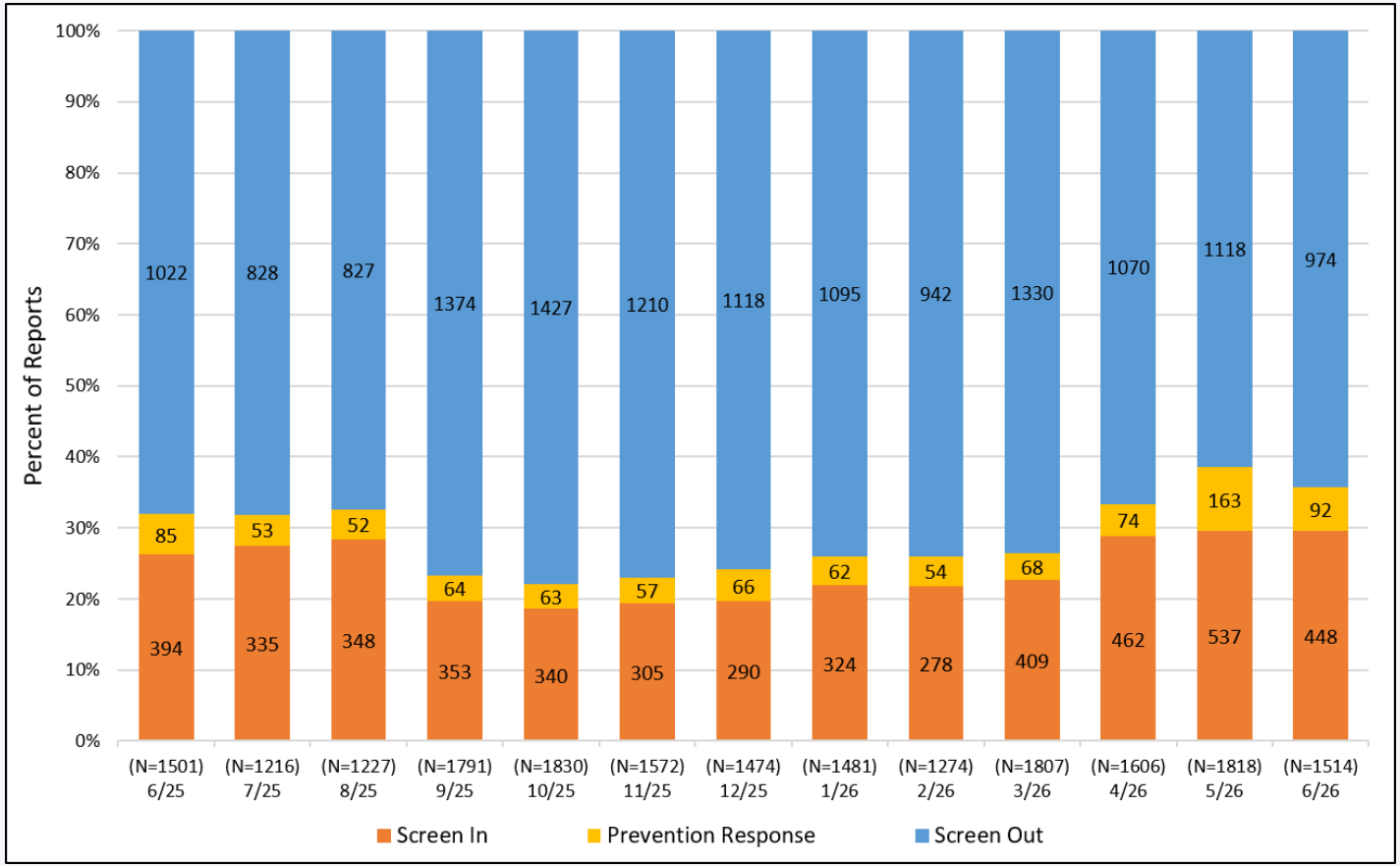

Notes:
Source: RICHIST Rpt 718 (pulled on the 1st of the following month)

- Percentage and number of CPS reports accepted by the supervisor during the reporting month by whether they were screened in, screened out, or referred to a prevention response.

Figure 4: The Number and Percentage of CPS Reports by Priority Level[1], by Month

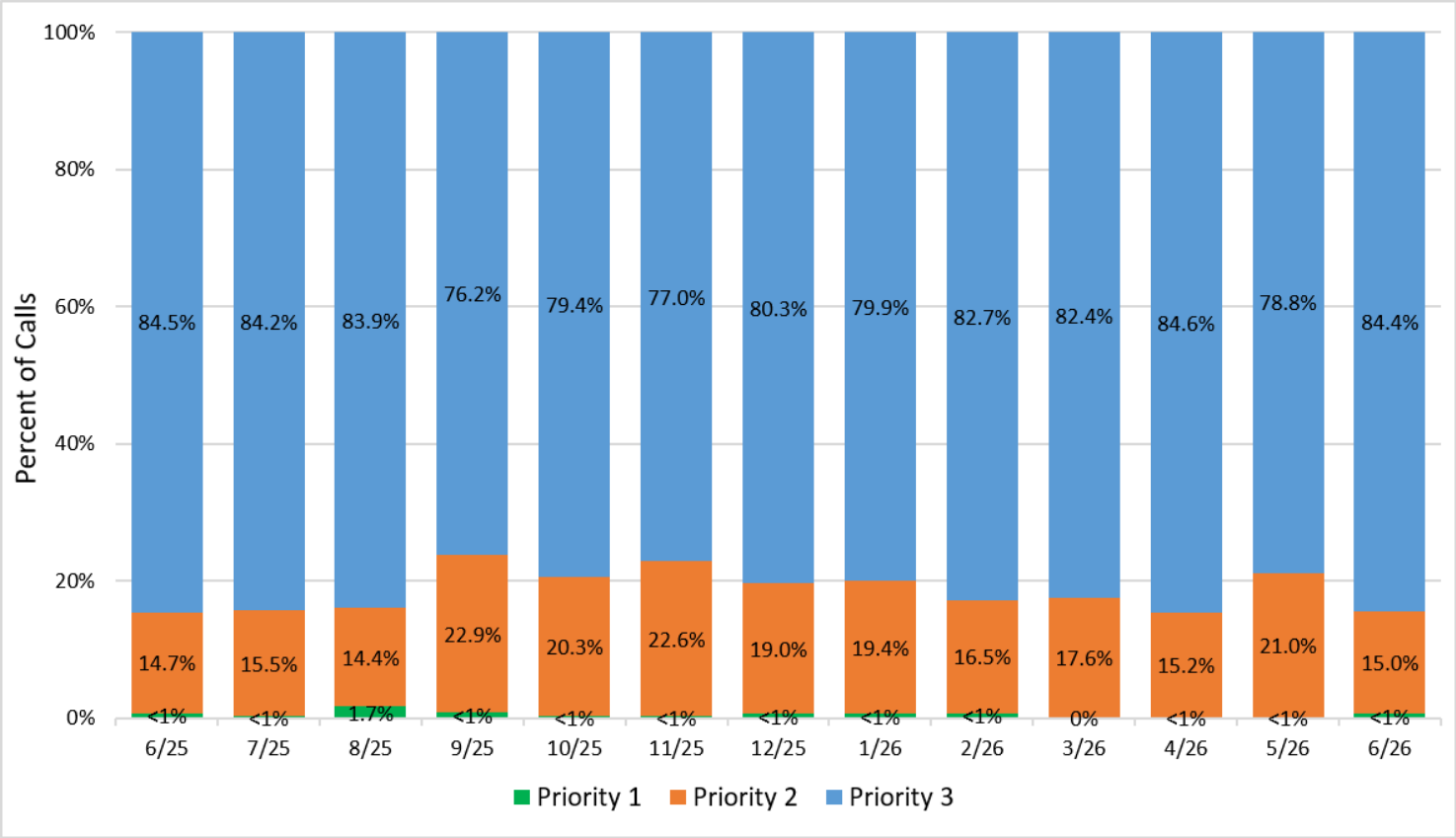

Notes:
Source: RICHIST Rpt 718 (pulled on the 1st of the following month)
[1] Priority classifications are determined by the hotline CPI based on criteria of how imminent potential risk or harm is to the child.

- Percentage and number of CPS reports accepted by the supervisor during the reporting month by whether they were screened in, screened out, or referred to a prevention response.

Figure 5: The Number and Percentage of CPS Investigation Outcomes, by Month

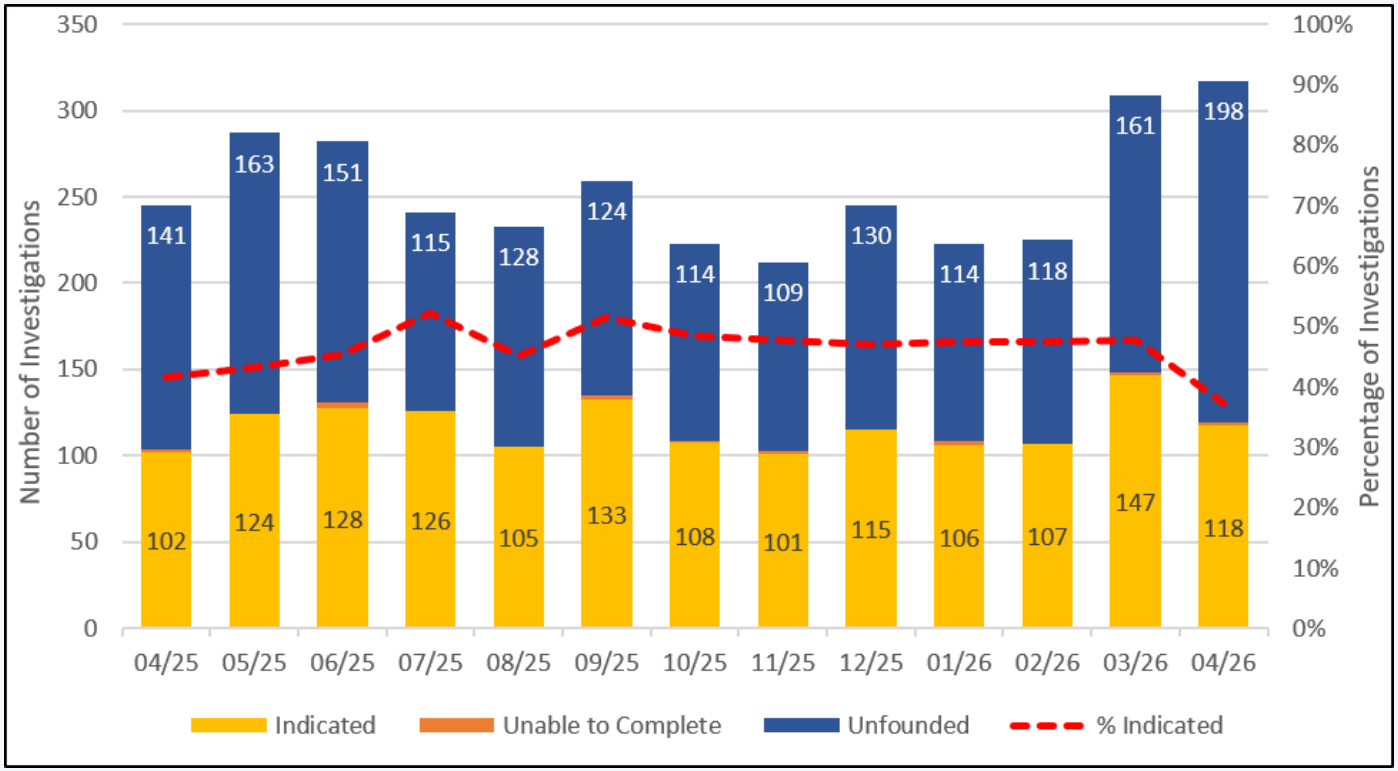

Notes:

- Source: RICHIST Rpt 726 (pulled on the 16th at a two-month lag)
- This data is reported with a two-month lag to allow the investigation to be completed and approved.
- Percent and number of screened in CPS reports accepted by the supervisor during the reporting month by response priority classification.
  - Priority classifications are determined by the hotline CPI based on criteria of how imminent potential risk or harm is to the child.
  - Percentage indicated is determined from the amount of CPS investigations resulting with an indicated outcome out of the total investigations for the month.

Figure 6: The Percent of All CPS Reports Meeting DCYF Screen-In Policy[1], by Month

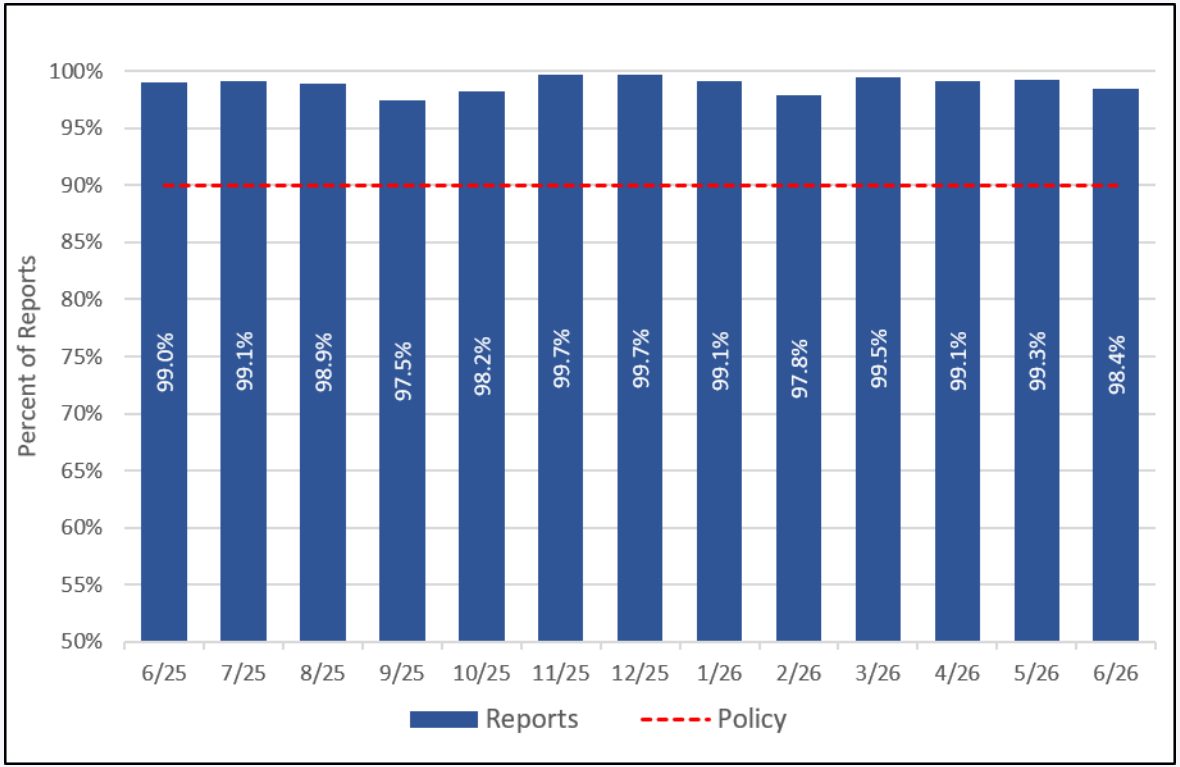

Notes:
Source: RICHIST Rpt 718 (pulled on the first of the month)
[1] The percentage of all CPS reports accepted by the supervisor within the timeframe specified by DCYF policy. Screen-in time is measured from CPS report creation by the worker to CPS report acceptance by the supervisor. DCYF target is to screen-in 90% of CPS reports within timeframes set by policy (DOP 500.00).

Figure 7: The Percent of All CPS Investigations Meeting DCYF Response Time Policy[1], by Month

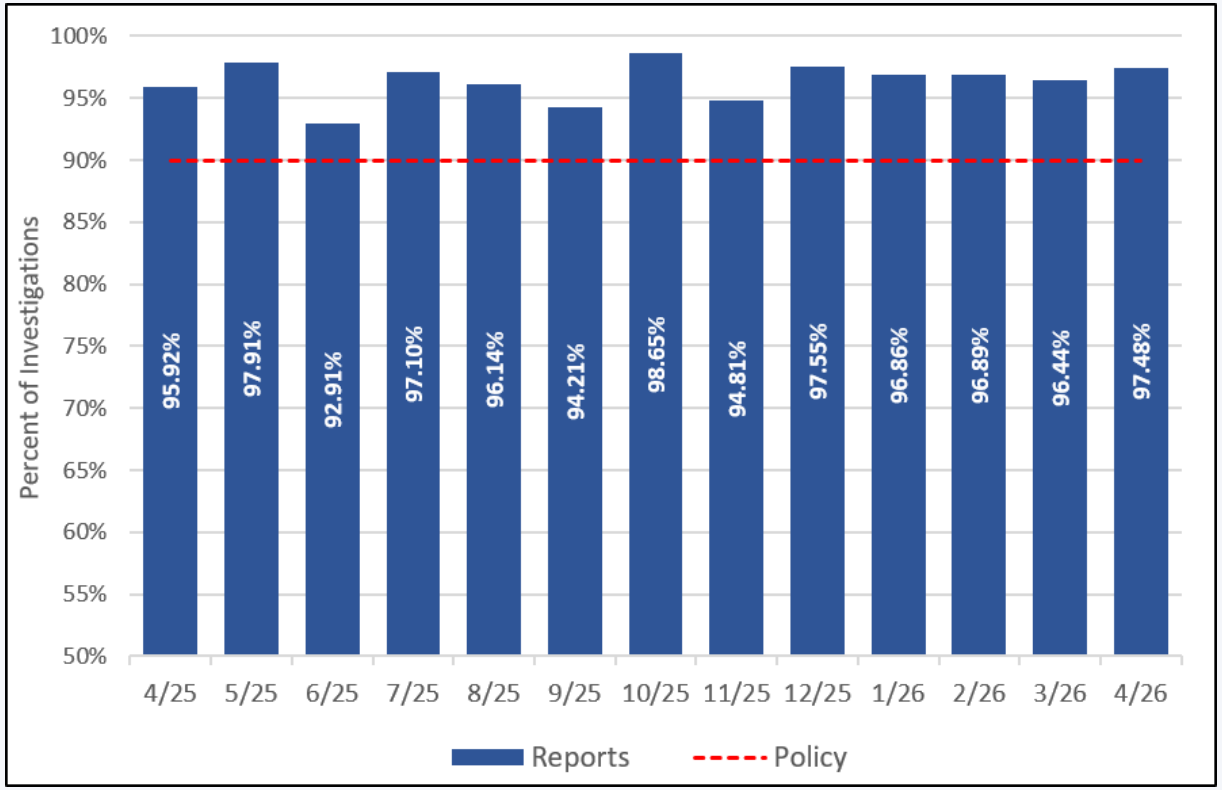

Notes:
Source: RICHIST Rpt 726 (pulled on the 16th at a two-month lag)
[1] Response time is measured from supervisor acceptance of the CPS report to investigator's first contact with any participant in the investigation. DCYF target is to respond to 90% of investigations within timeframes set by policy (DOP 500.0025)

- This data is reported with a two-month lag to allow the investigation to be completed and approved.

Figure 8: The Percent of CPS Investigations Completed per Policy[1], by Month

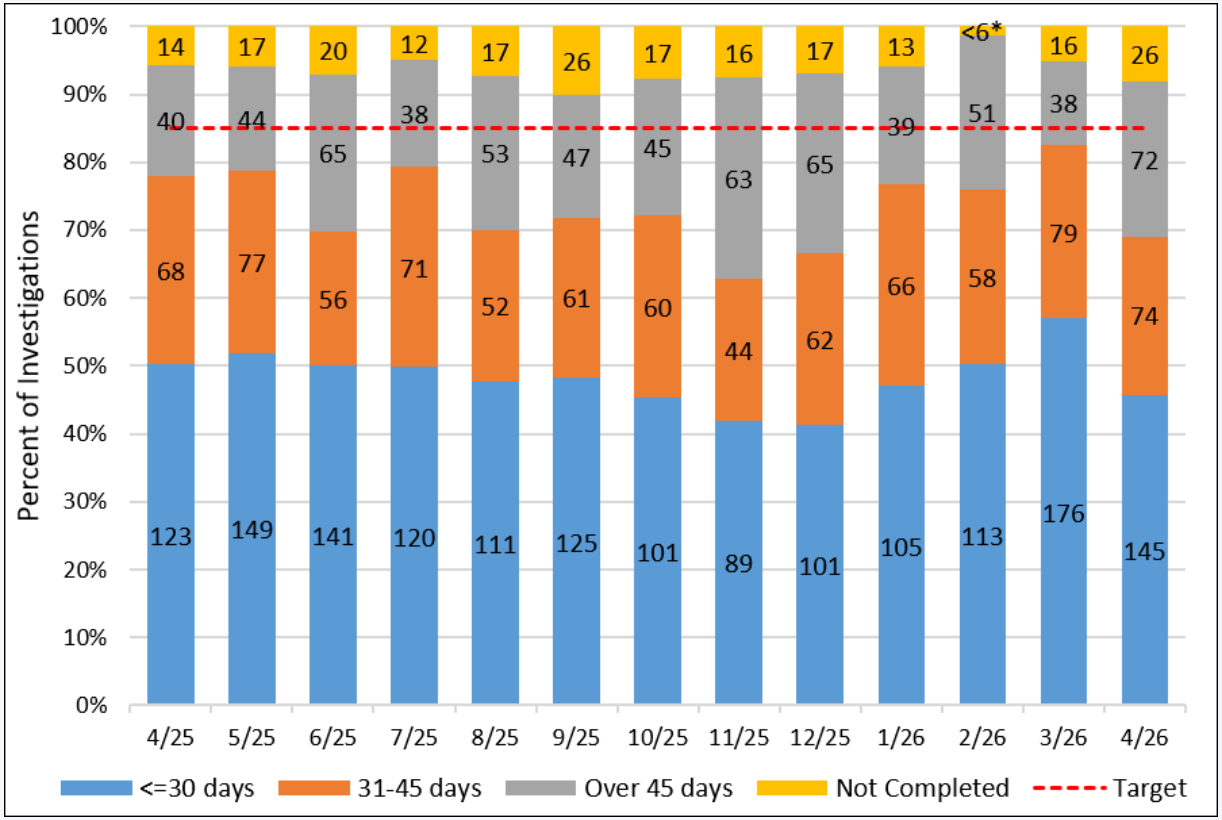

Notes:
Source: RICHIST Rpt 726 (pulled on the 16th at a two-month lag)

- This data is reported with a two-month lag to allow the investigation to be completed and approved.

[1] DCYF policy is to complete investigations within 30 days. DCYF target is to complete 85% of investigations within timeframes set by policy. A 15-day extension is required for any investigation over 30 days granted by an administrator per policy (DOP 500.0065).

*Indicates the count is <6 and has been suppressed for in accordance with Department Policy

Family Services: Support and Response Unit (SRU)

Located within DCYF's Division of Family Services (DFS), helps families navigate services in their own communities. Additionally, SRU supports resource families who are feeling overwhelmed or who need assistance with accessing home and community-based services for a variety of needs.

Figure 9: The Number of Family Support Line Calls By Caller Source[1], By Month

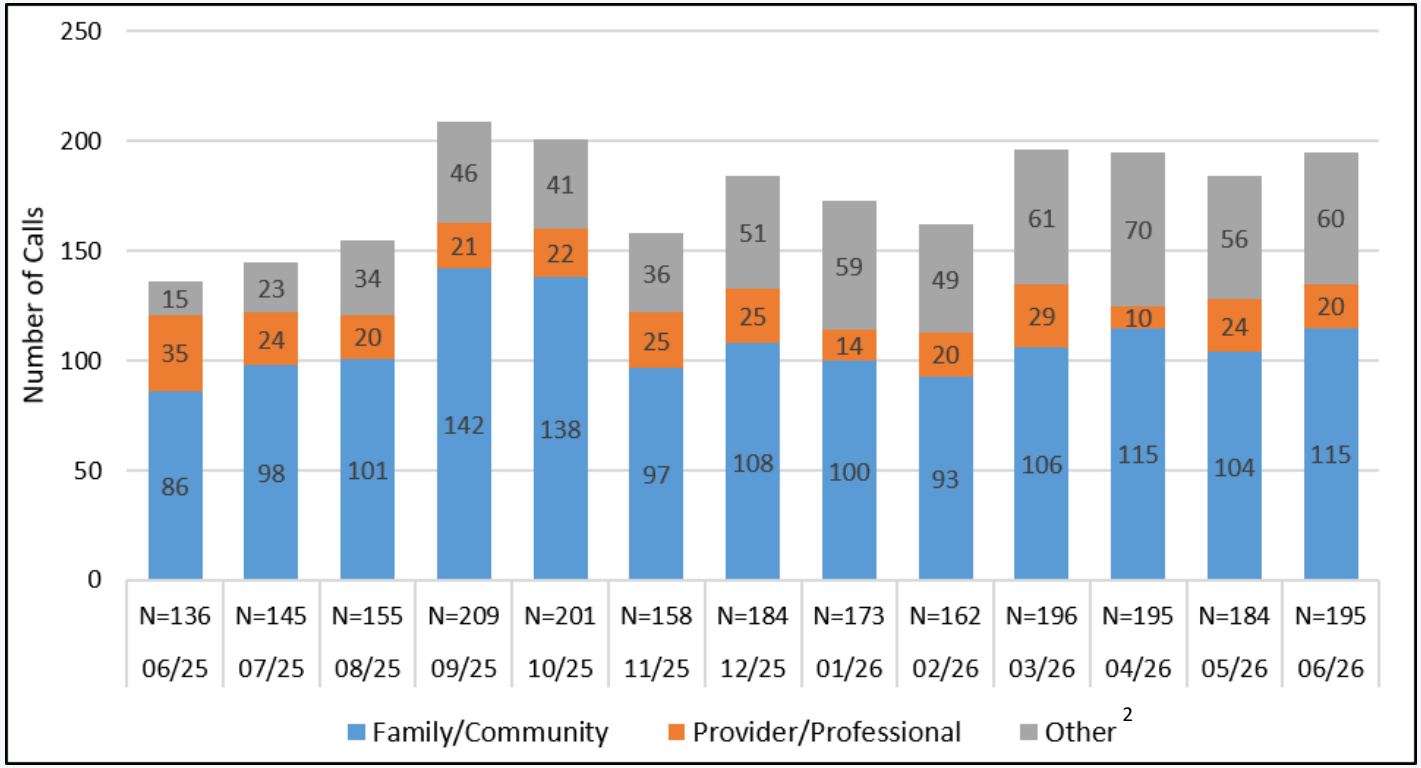

Notes:
Source: RICHIST Rpt830 (point in time date as of the first of the month)
[1] Callers outside of RI DCYF can be classified into two subpopulations:

- Callers who are reporting in their professional role, "Professional/Provider" (i.e., Education, Child Care Providers)
- Reporters who are reporting in a non-professional role, "Family/Community" (i.e., Parents, Family, Relatives).

[2] Other includes: anonymous callers, law enforcement, other state agencies)

Figure 10: The Number of Family Support Line Calls by Call Outcome[1], by Month

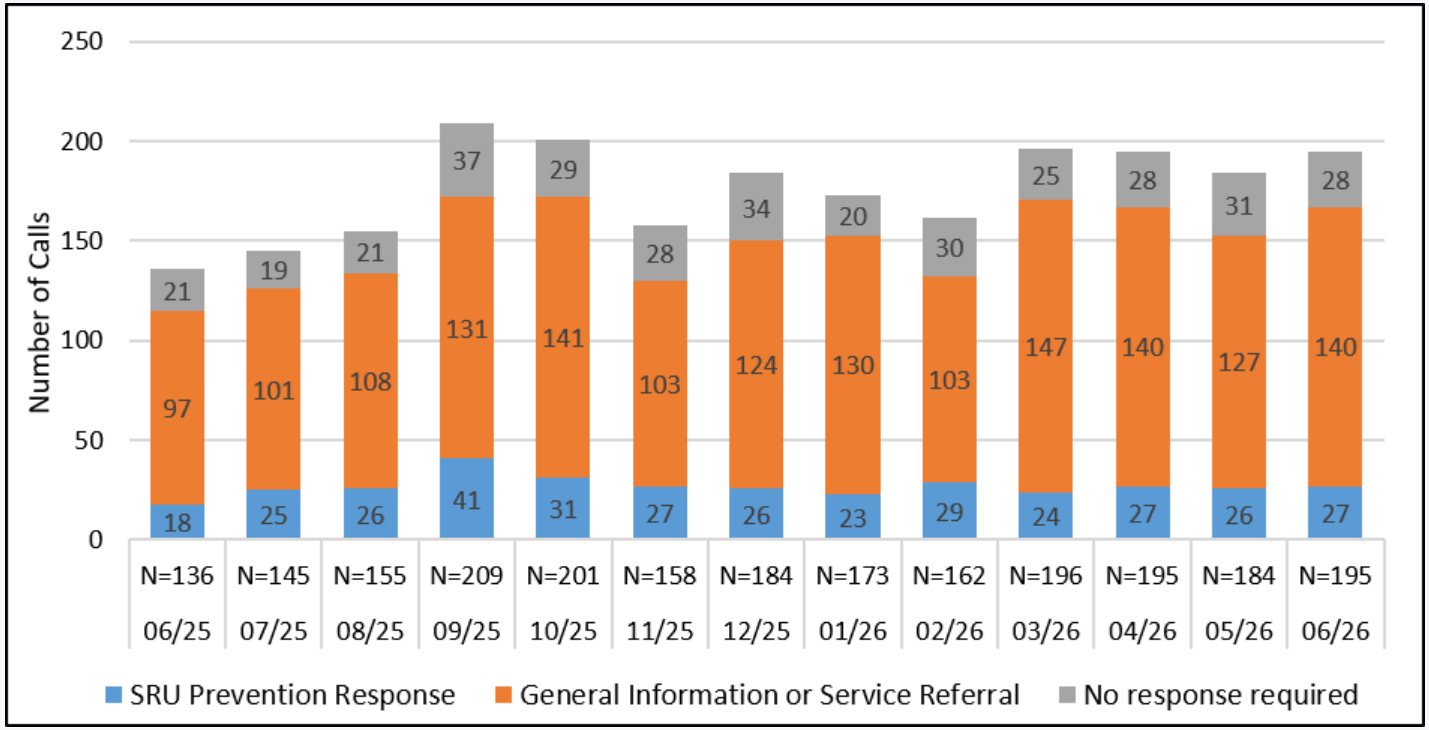

Notes:
Source: RICHIST Rpt830 (point in time data as of the first of the month)
[1] Outcomes are categorized into three categories:

- SRU Prevention Response
- General Information or Service Referral(i.e. include service referral to CPS Hotline, referral to other DCYF division)
- No response required.

Figure 11: The Number of SRU Prevention Responses Opened, by Referral Source, by Month

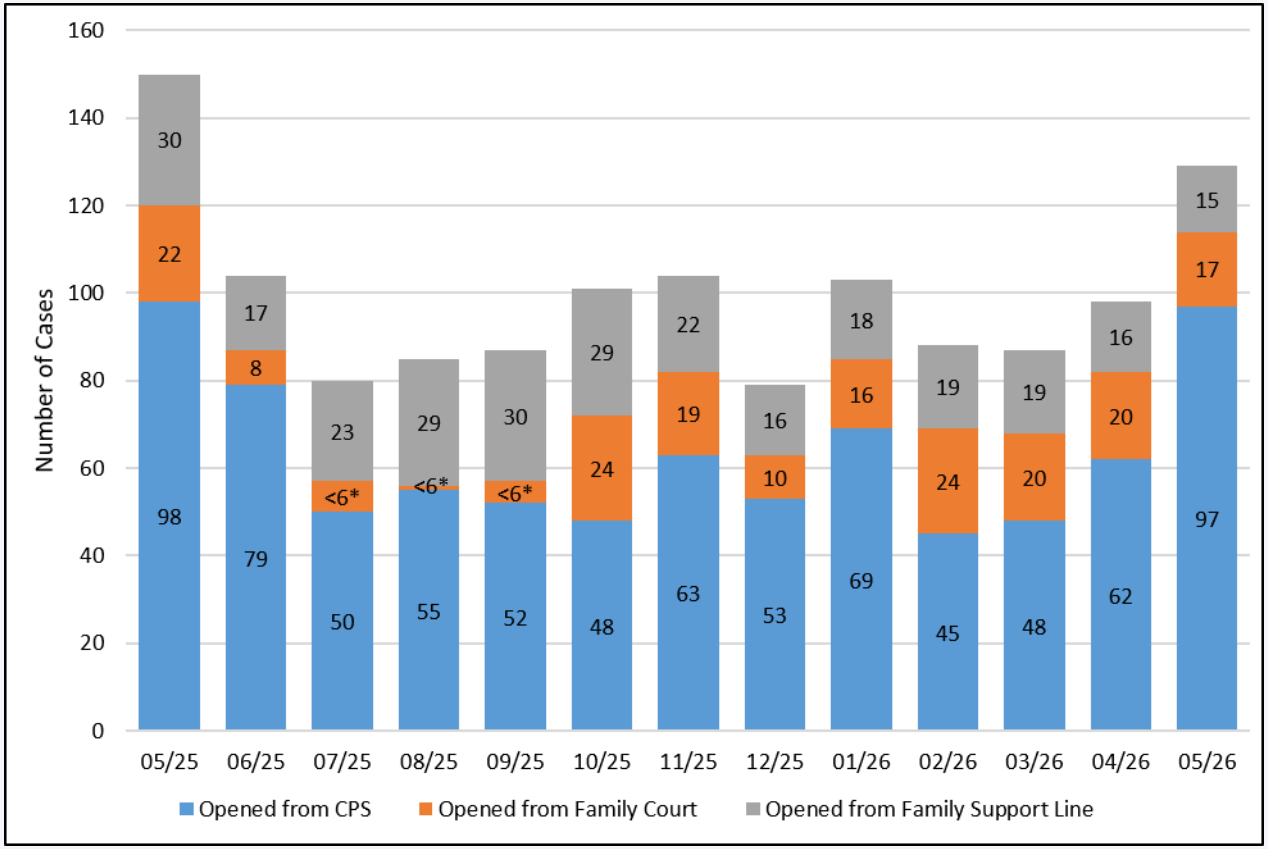

Notes:
Source: SRU Monthly Stats Sheet (pulled on a two-month lag)
-Data represents SRU Prevention Responses for newly opened cases.
*Numbers less than 6 have been suppressed due to Department Policy

Figure 12: The Number of SRU Prevention Responses Closed by Outcome, by Month

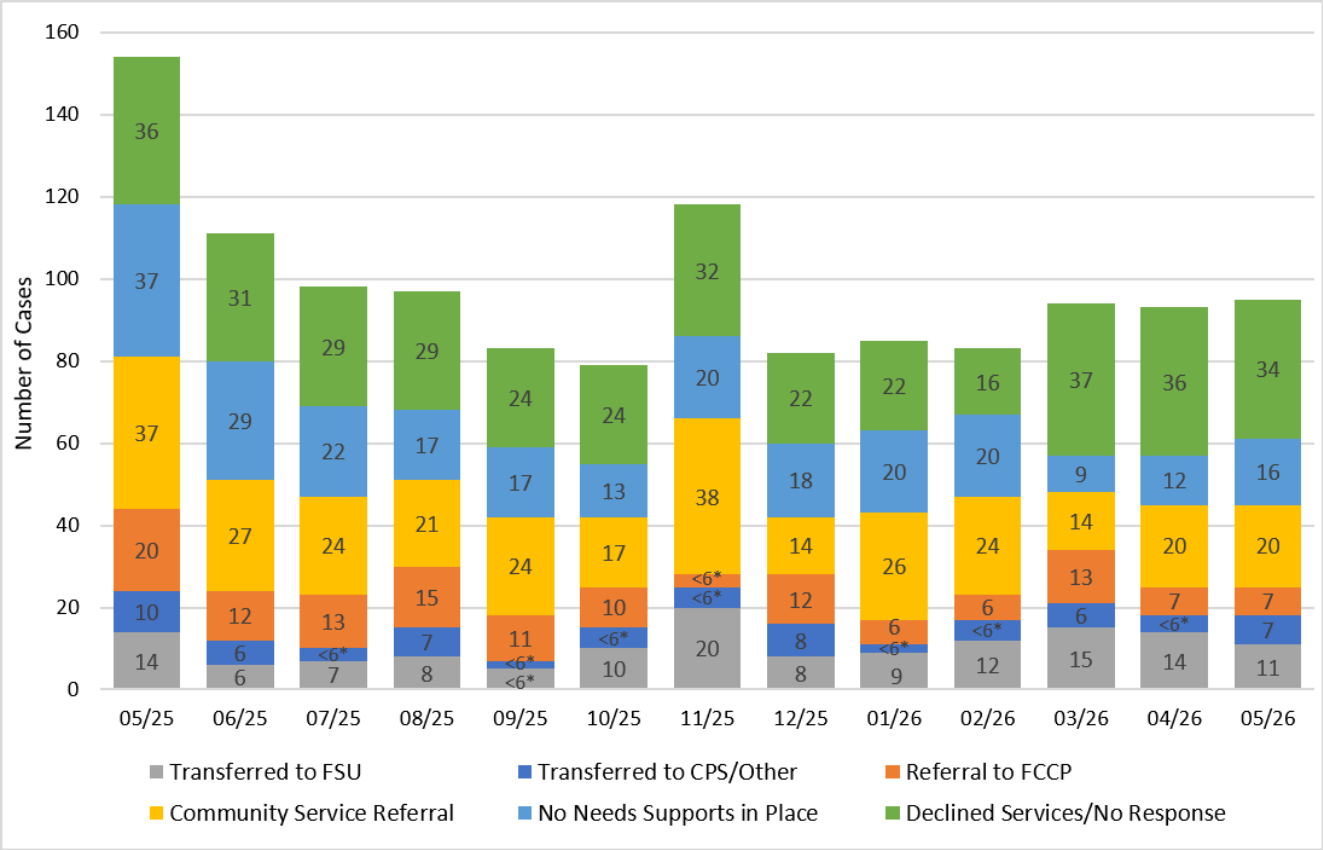

Notes:
Source: SRU Monthly Stats Sheet (pulled on a two-month lag)
*Numbers less than 6 have been suppressed due to Department Policy

Family Service Unit (FSU)

This unit of the Department becomes involved with families after a Child Protective Services (CPS) investigation has been conducted and a determination made that services are needed to address abuse, neglect, or dependency within the family

Figure 13: The Number of Children Open to FSU, In Home[1] vs. Foster Care[2], by Month

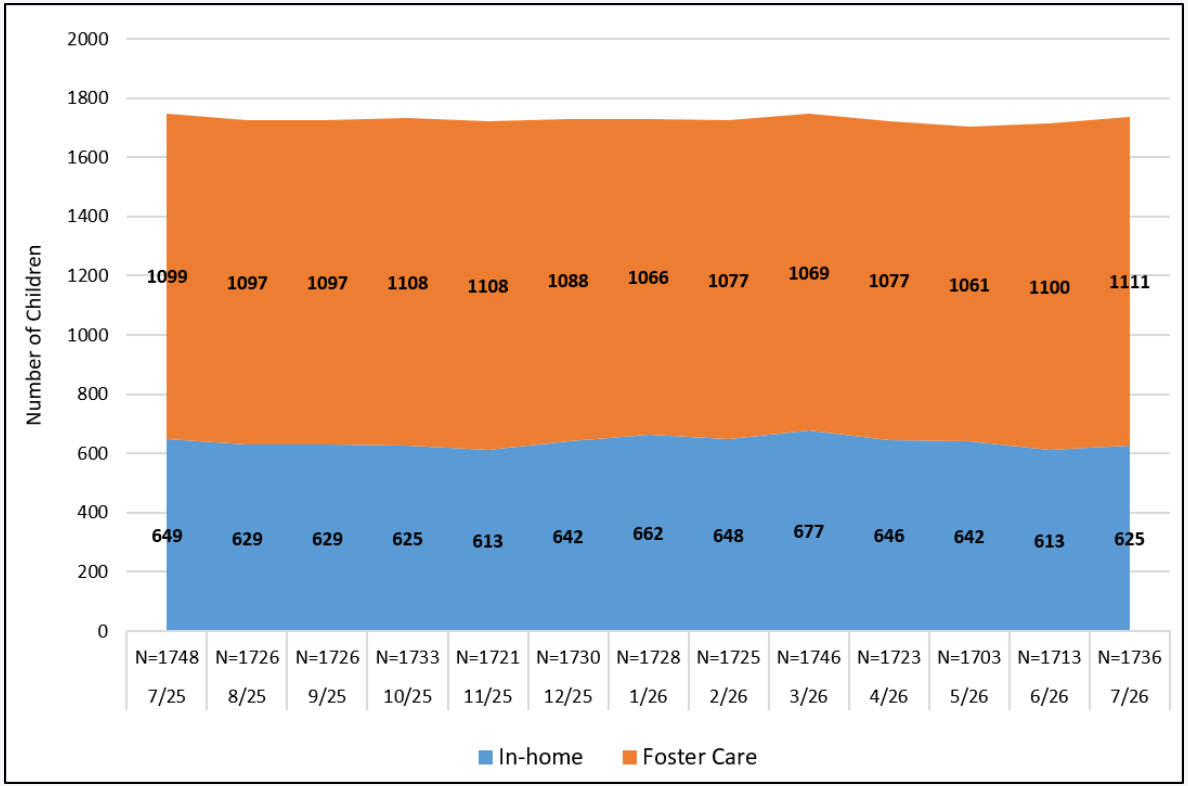

Notes:

Source: RICHIST Rpt776 (point in time data as of the first of the month)

-The data in this chart is specifically looking at children open to the Family Services Unit (FSU); therefore, the numbers are slightly different than those on pages 3 & 4.

[1] In-home includes: Children in FSU, supportive reunification, and juvenile probation

[2] Foster Care includes: children in foster homes, residential intervention, independent living, medical or psychiatric hospitals and absent from care.

Figure 14: The Average Number of Cases for Workers with More than 10 Cases Assigned to FSU Caseworkers, by Month

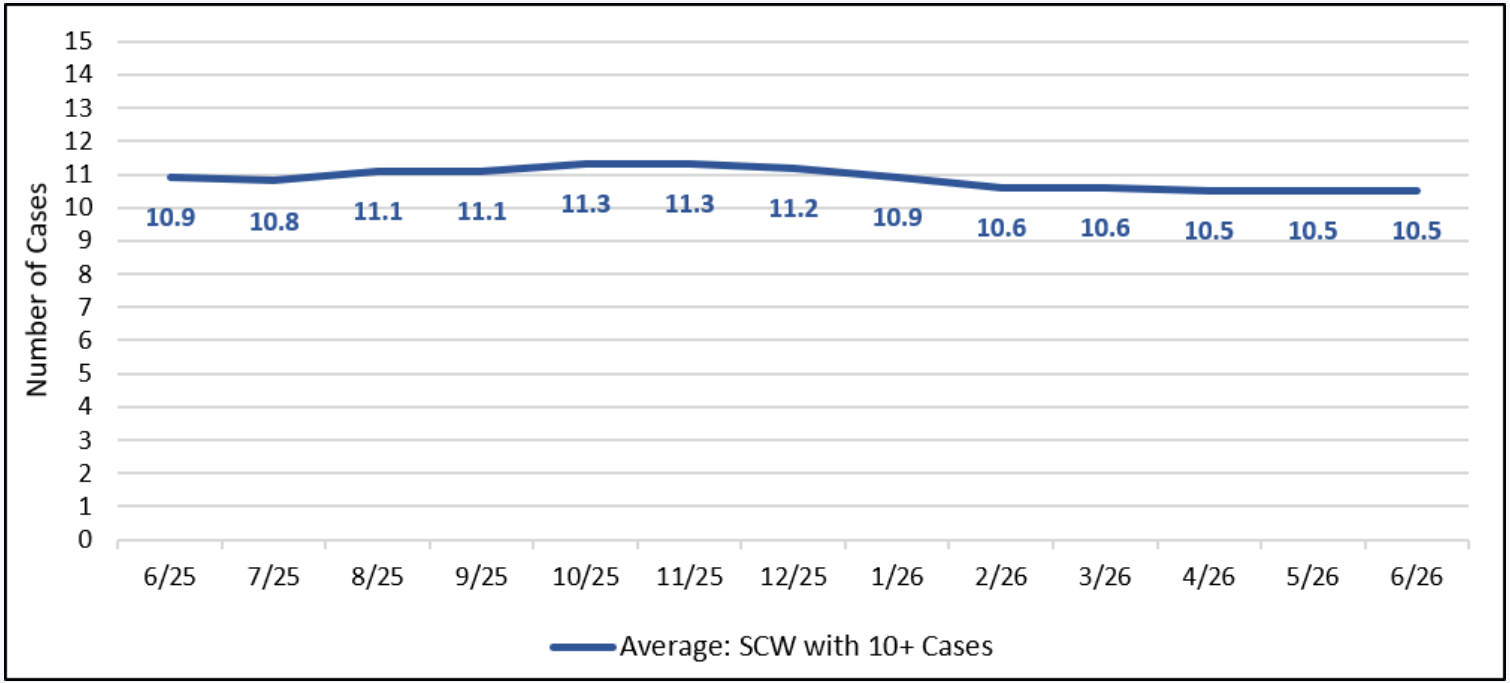

Notes:
Source: RICHIST Rpt 164_FSU (Point in time data as of the first of the month)

- The average number of families(cases) assigned to FSU caseworkers on a statewide level. The chart depicts caseworkers carrying 10 or more cases to include those nearing the end of their probation.

Figures 15 & 16: The Percent of All FSU Youth with a Caseworker Face-to-Face Visit, by Month, Statewide and Region

Figure 15: Statewide

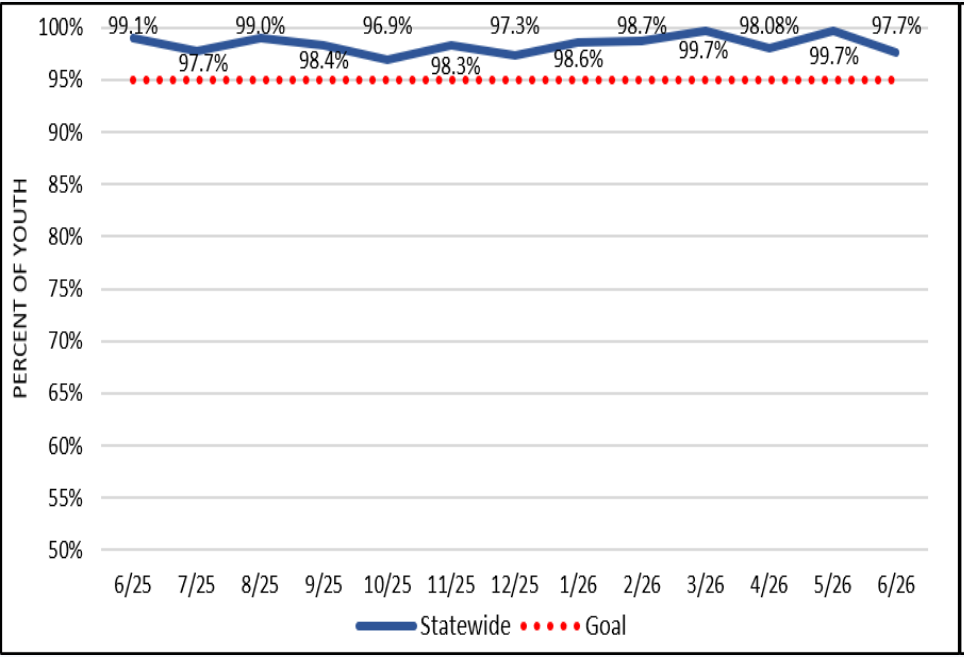

Figure 16: Region

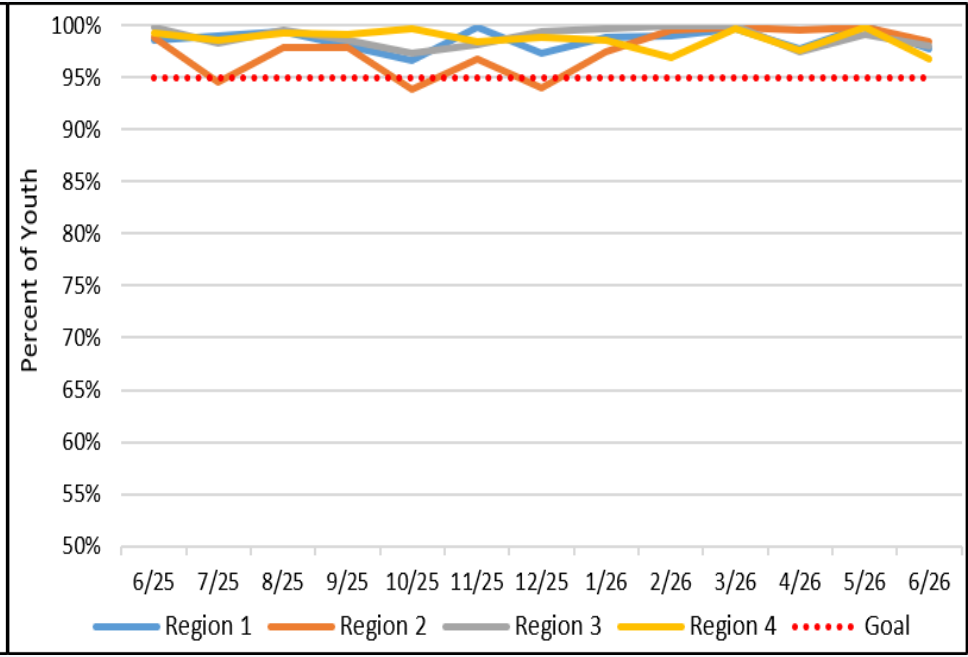

Notes:

Source for Figures 15 & 16: RICHIST Report 579 (point in time data as of the 11th of each following month to account for documentation).

- The percentage of youth open to a Family Service Unit (FSU) worker during the reporting month with a documented face to face visit with a caseworker. The RIDCYF goal is for at least 95% of youth assigned to FSU in the month of interest to have at least one visit with an FSU caseworker. The data on this chart measures visits for youth who are both in-home and out-of-home.

Figure 17: The Percent of FSU Mothers and Fathers with a Caseworker Face to Face Visit, by Month

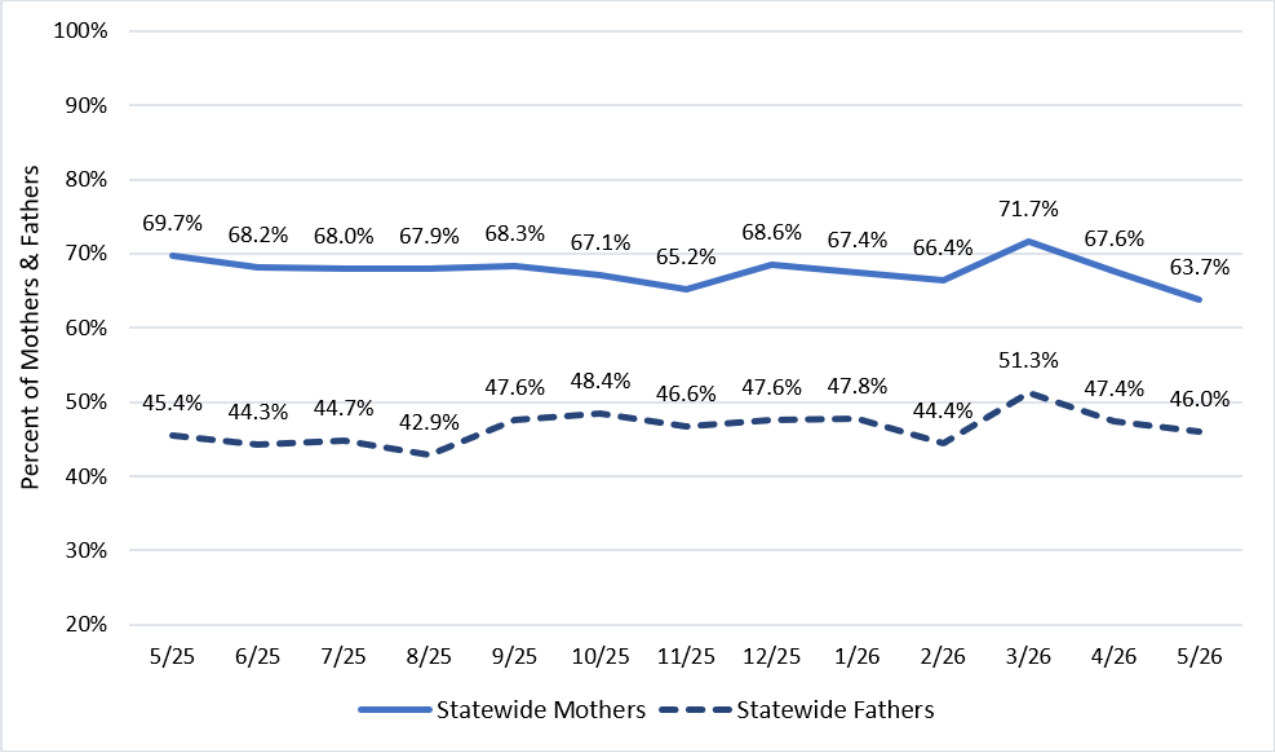

Notes:

Source: RICHIST Report 579. Point in time on 11th of each following month to account for documentation. Data is unduplicated by parent and excludes data for deceased parents, ICPC youth, disrupted guardianships, and FFA youth

- The percentage of mothers and fathers involved in a case assigned to a Family Service Unit (FSU) worker during the reporting month with a documented face to face caseworker visit. Departmental policy dictates that children's parents should be seen at least once per month.

Figures 18 & 19: The Percent of FSU Mothers and Fathers with a Caseworker Face to Face Visit, by FSU Regsion, by Month

Figure 18: Mothers

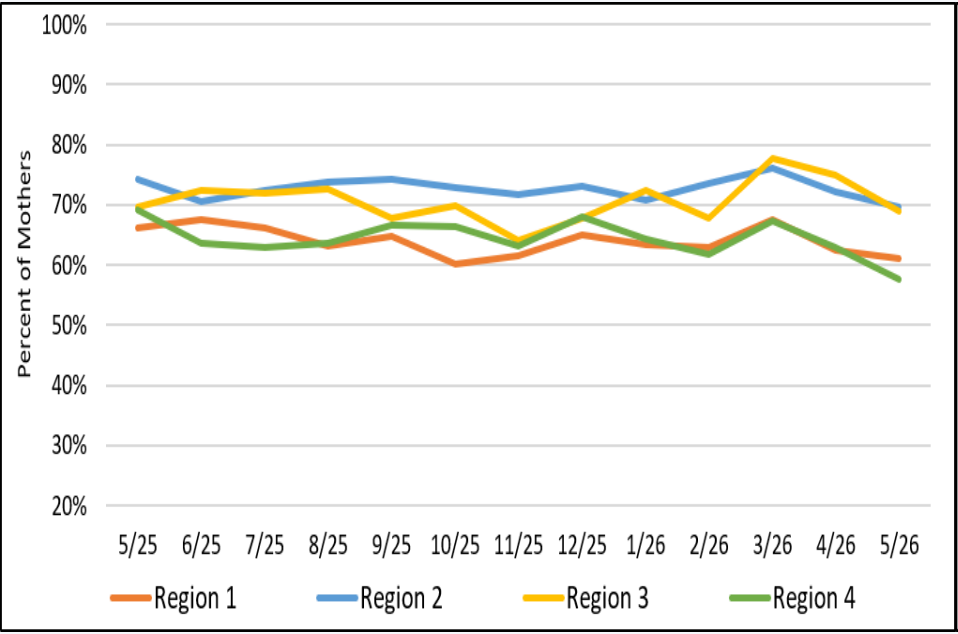

Figure 19: Fathers

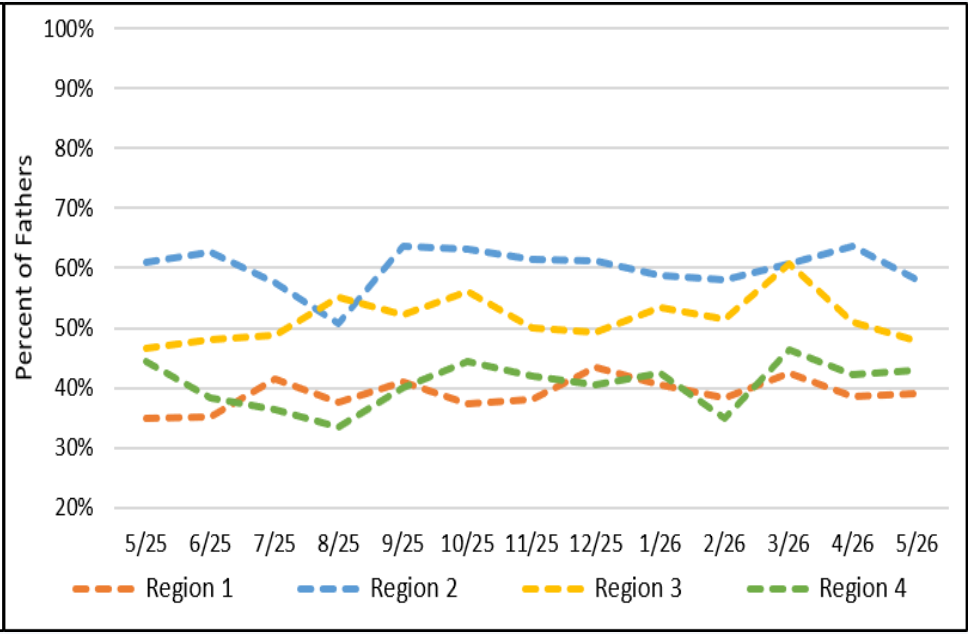

Notes:
Source for Figures 18 & 19: RICHIST Report 579. Point in time on 11th of each following month to account for documentation.

- Data is unduplicated by parent and excludes data for deceased parents, ICPC youth, disrupted guardianships, and FFA youth
- The percentage of mothers and fathers involved in a case assigned to a Family Service Unit (FSU) worker during the reporting month with a documented face to face caseworker visit.
- Departmental policy dictates that children's parents should be seen at least once per month.

Figures 20 & 21: The Percent of FSU Youth with an Active Service Plan, by Month

Figure 20: Statewide

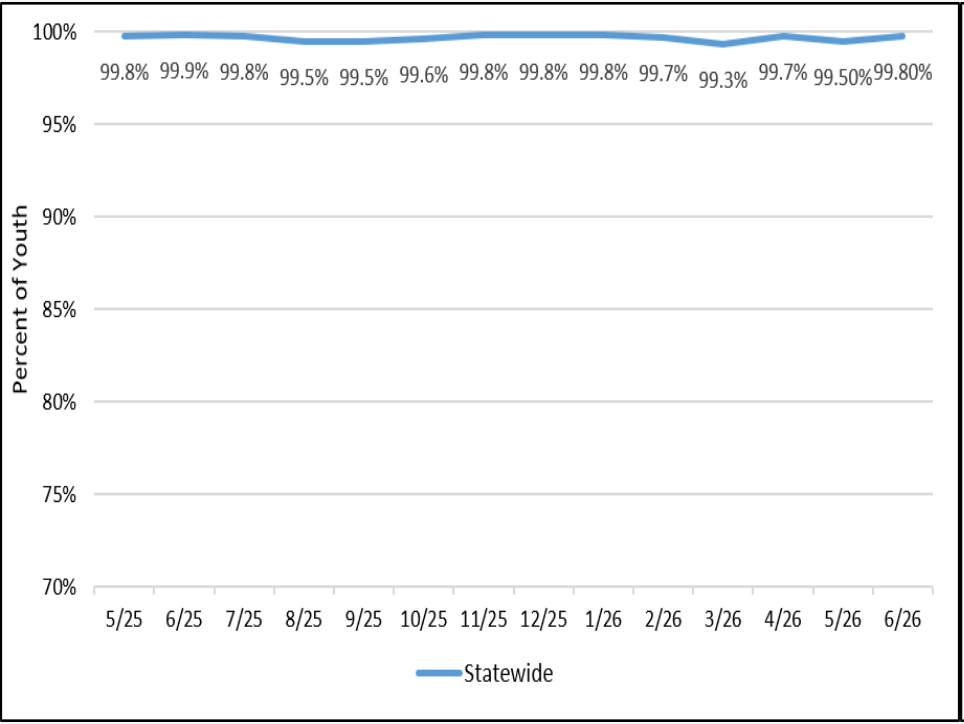

Figure 21: Region

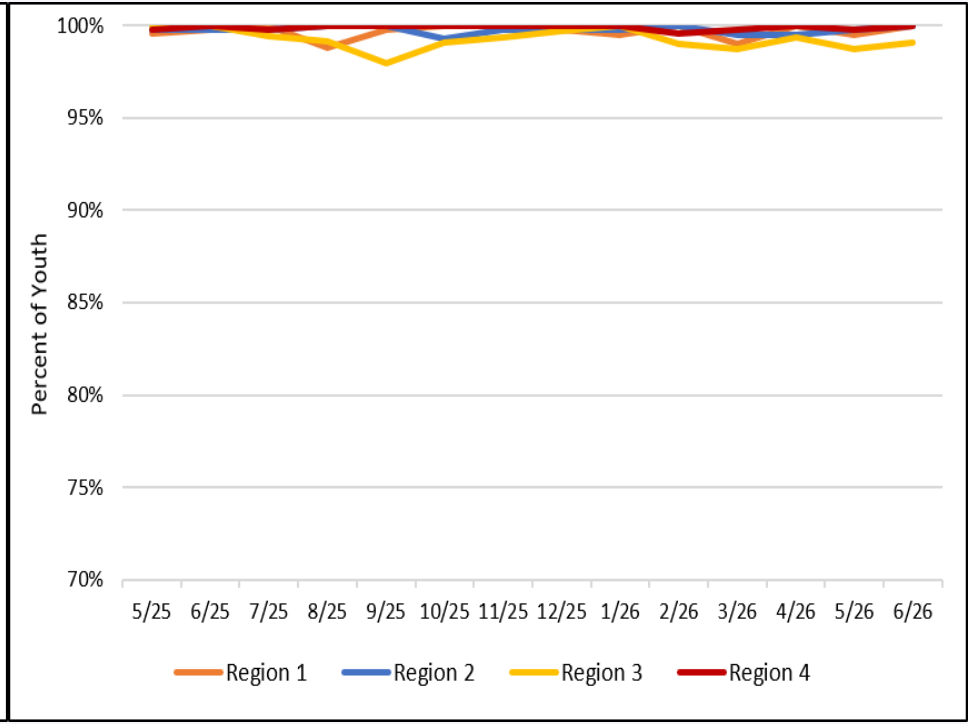

Notes:
Source for Figures 20 & 21: RICHIST RPT 440 (point in time data as of the first of each month).

- Calculations exclude youth in care less than 60 days and youth from ICPC cases
- The percentage of youth open to a Family Service Unit (FSU) worker for at least 60 days with an active service plan at the time of data pull.

Figures 22 & 23: The Percent of All FSU Youth with a Timely Service Plan Due in the Reported Month, by Month

Figure 22: Statewide

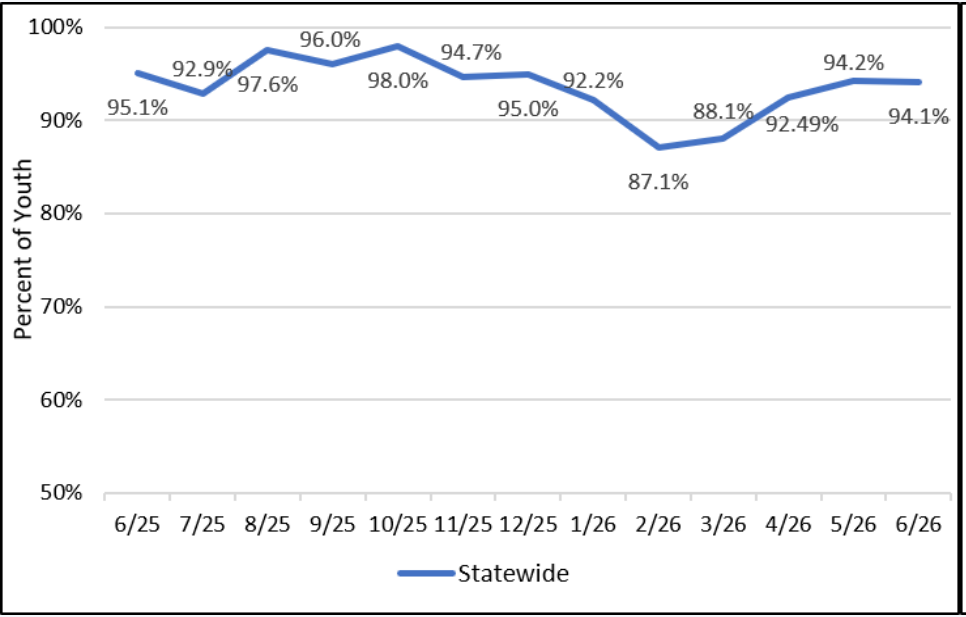

Figure 23: Region

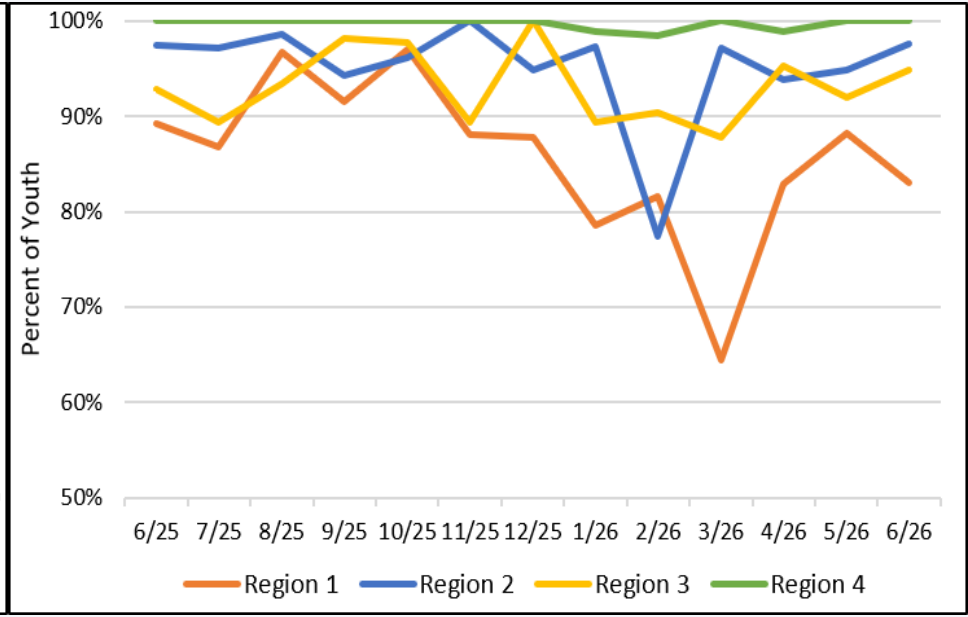

Notes:
Source for Figures 22 & 23: RICHIST RPT 440 (point in time data as of the first of each month).

- Calculations are based on youth with a service plan due during the prior month and exclude ICPC youth.
- Of all youth open to a Family Services Unit (FSU) worker and who had a service plan due during the reporting month, the percentage who had the plan completed and approved before the due date.

Figures 24 & 25: The Percent of All FSU Youth with a Timely Service Plan Overall, by Month

Figure 24: Statewide

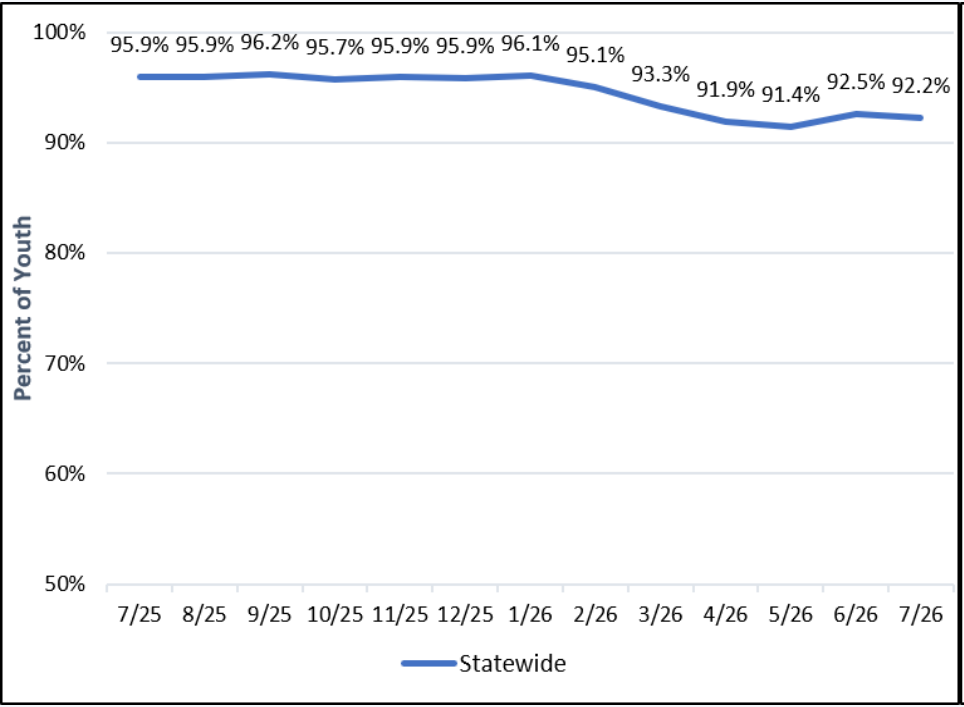

Figure 25: Region

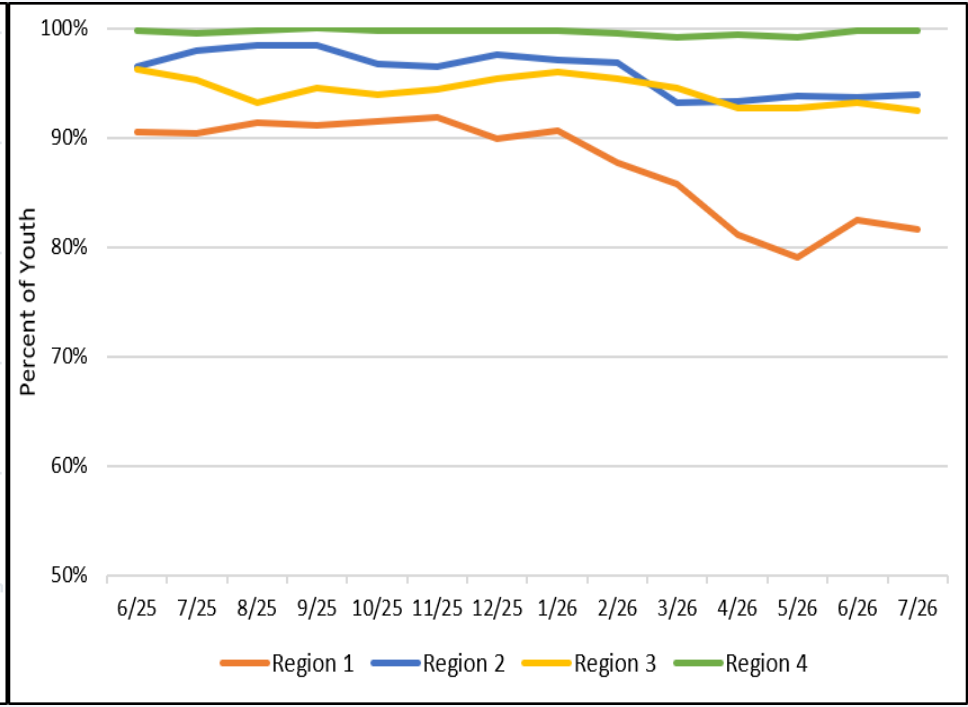

Notes:
Source for Figures 24 & 25: RICHIST RPT 440 (point in time data as of the first of the month)

- Calculations are based off most recent service plan timeliness and exclude ICPC youth.
- The percentage of all youth open to a Family Services Unit (FSU) worker whose current service plan was completed and approved in a timely manner.

Juvenile Corrections: Probation

This unit provides supervision in the community for youth who have been adjudicated wayward or delinquent by the Rhode Island Family Court and are sentenced to a term of probation, or who are sentenced to the Rhode Island Training School (RITS) but can serve their sentence in a residential treatment program (temporary community placement).

Adherence to court ordered conditions of probation is monitored. Probation Officers assist in coordinating needed services. They provide ongoing support to youth and families with the goal of maintaining youth safely in the community and reducing recidivism.

The office of Juvenile Probation seeks to promote positive youth outcomes such as educational attainment, meaningful employment, and stable housing.

Figure 26: The Total Number of Youth on Probation, In-Home vs. Placement, by Month

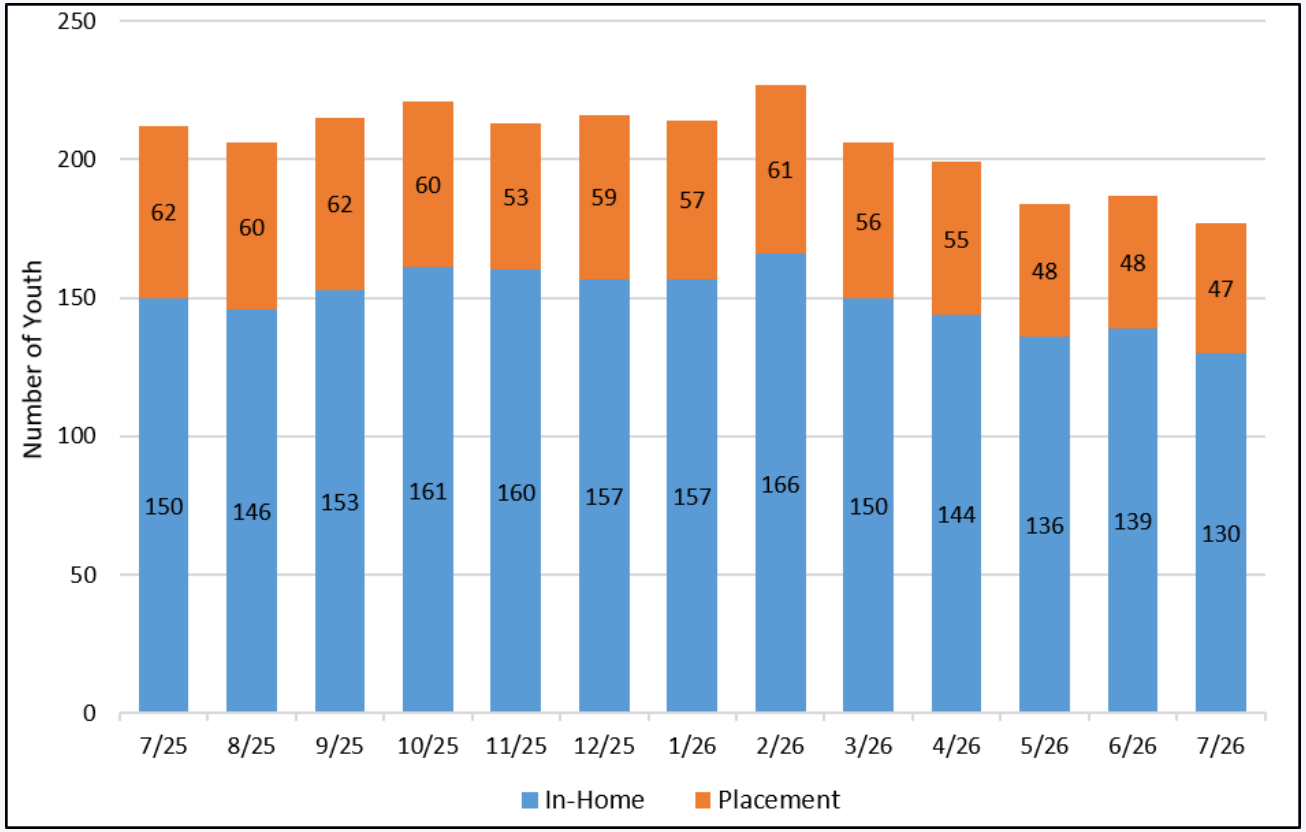

Notes:
Source: RICHIST Rpt 267 (point in time as of the first of the month)

- Number of youth open to probation on the first day of the reporting month by at home vs. in placement.
- Excludes youth assigned to the Electronic Monitoring Unit (581) and the Assessment & Transition Unit (681).

Figures 27 & 28: The Total Number of Youth on Probation Assigned to Assessment Unit and Transition Unit, by Month

Figure 27: Assessment Unit - 181

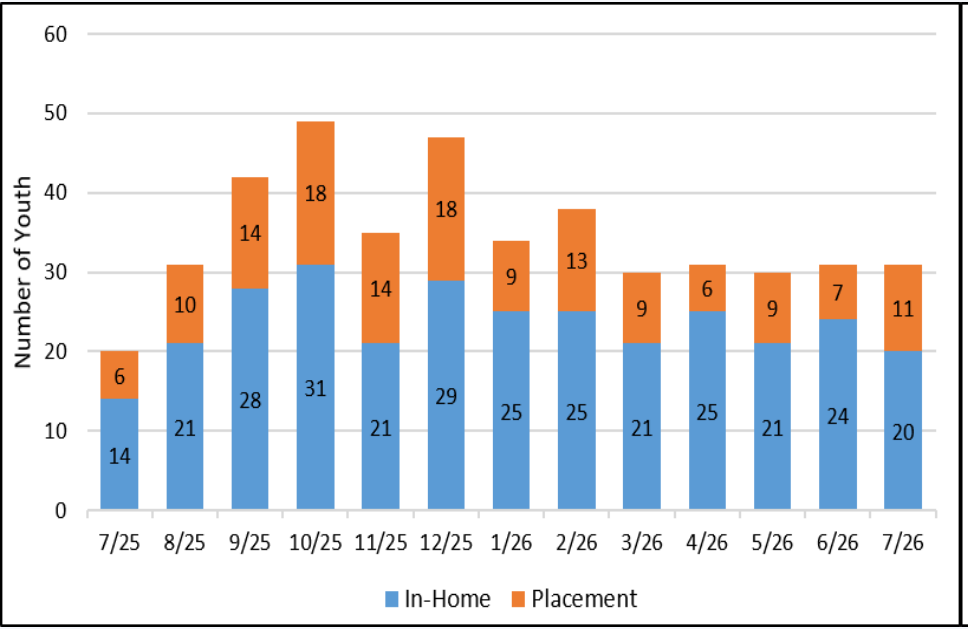

Figure 28: Transition Unit - 681

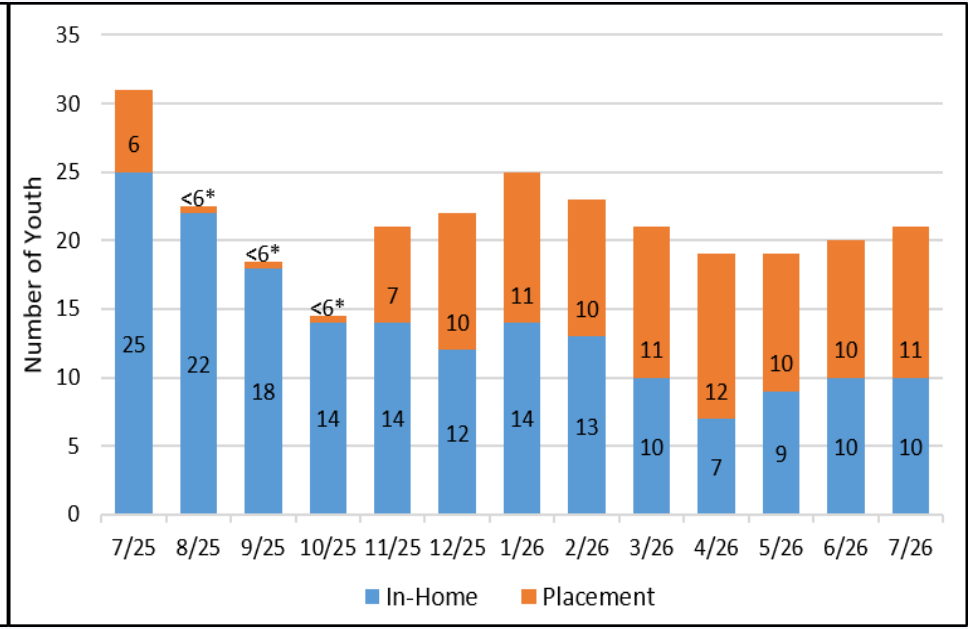

Notes:
Source for Figures 27 & 28: RICHIST Rpt 267 (point in time as of the first of the month)
- Number of youth open to the Assessment Unit (181) and the Transition Unit (681) on the first day of the reporting month.

*Numbers less than 6 have been suppressed due to Department Policy

Figure 29: The Total Number of Youth on Probation Assigned to Electronic Monitoring Unit (581), by Month

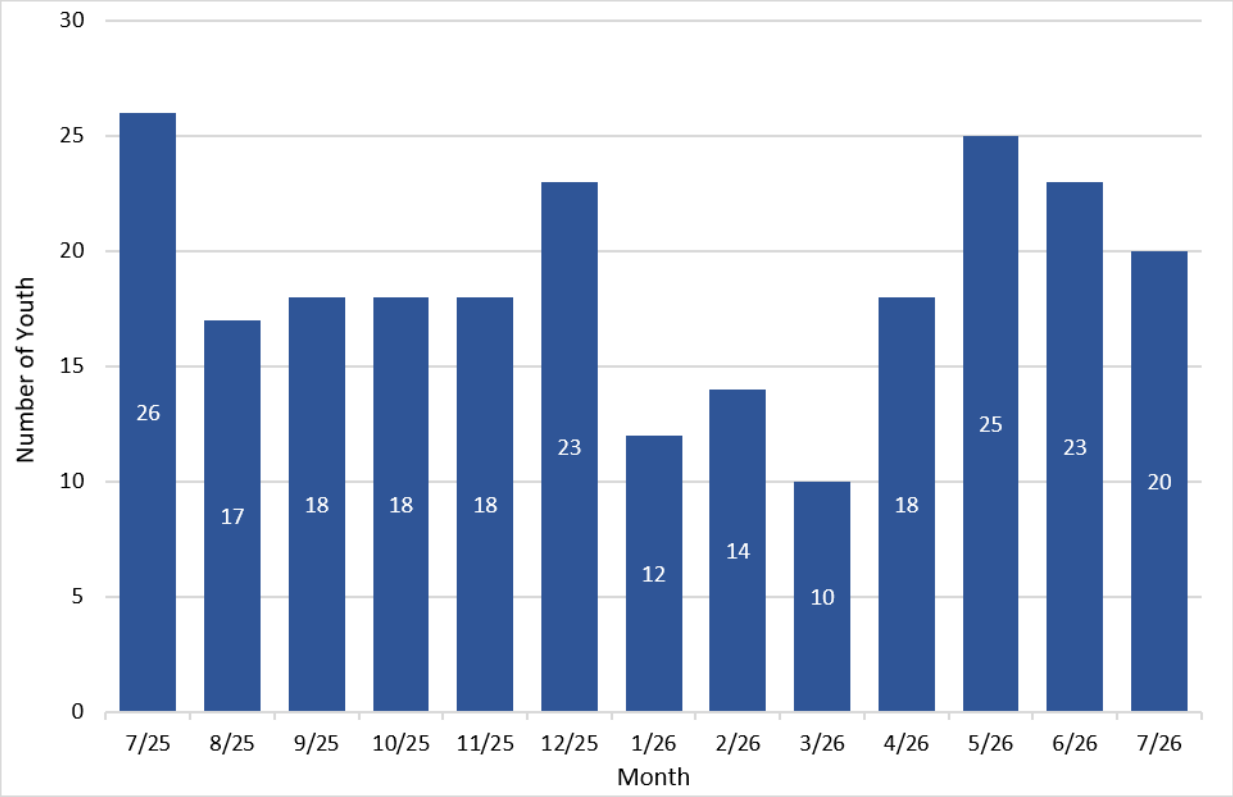

Notes:
Source: RICHIST Rpt 267 (point in time as of 2/1/26)

- Number of youth open to the Probation Electronic Monitoring (pre-adjudicated youth only) (581) on the first day of the reporting month.
- Previously, this data was broken down by in-home vs. placement but due to the Departments Policy of numbers less than 6, we have combined those totals.

Figures 30 & 31: The Percent of Probation Youth by Most Recent Risk Assessment, by Month

Figure 30: In-Home

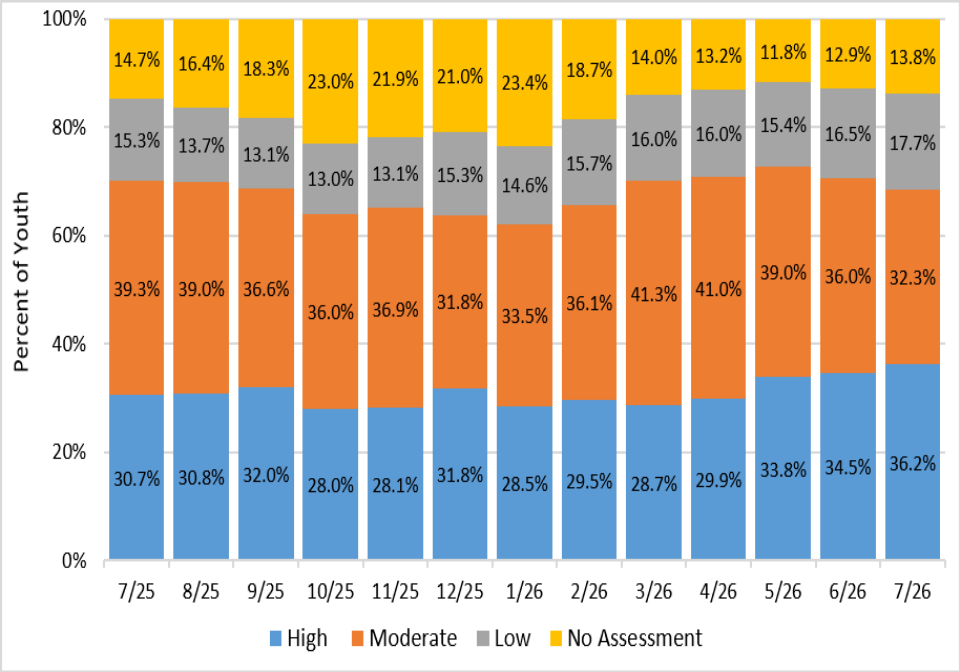

Figure 31: Placement

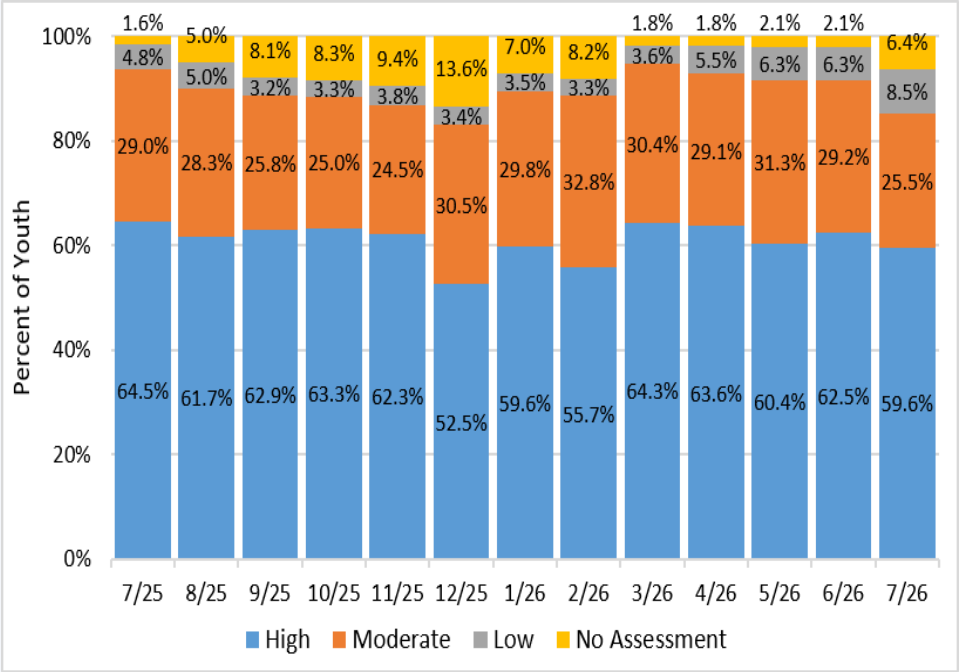

Notes:
Source for Figures 32 & 33: RICHIST Rpt 267 (point in time as of the first of the month)

- Risk level is assessed by the Structured Assessment of Violence Risk in Youth (SAVRY). Does not include youth assigned to the Electronic Monitoring (581), Assessment (181) or Transition (681).
  - Only those who are adjudicated are eligible for a SAVRY (risk assessment), and have up to 30 days to complete

Figure 32: The Percentage of Probation Youth with a Safety and Well-being Visit Conducted, by Month

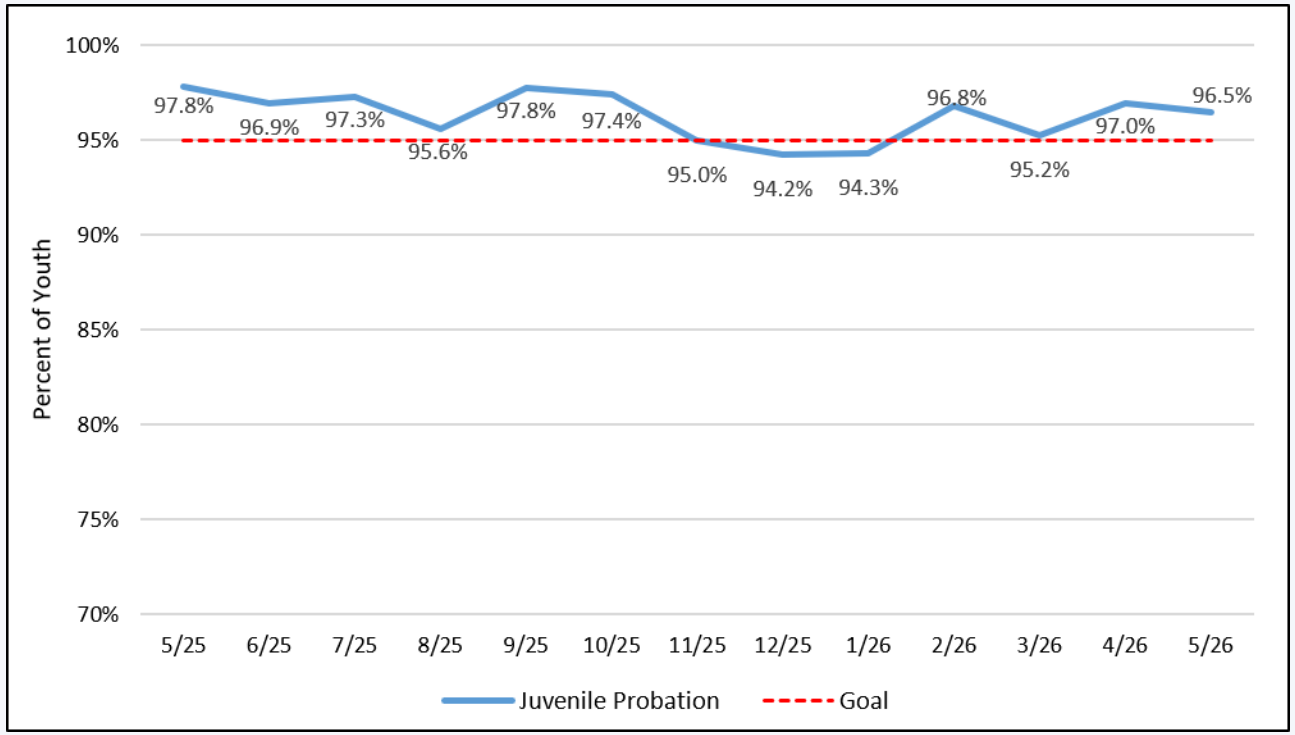

Notes:

Source: RICHIST Rpt 579 (pulled on the 11th at a one-month lag)

- The data on this chart measures visits for youth who are both in-home and out-of-home. It does not include youth assigned to Electronic Monitoring or ICJ- Outgoing Assignment.
- The federal standard is for 95% of youth in out-of-home care for the entire month to have at least one visit.
- Per guidance received from Children's Bureau, virtual visits conducted through a video platform count towards the federal measure of caseworker visits with children during the COVID-19 Crisis. As such, these visits are documented as a Face-to-Face visit and reflected in the chart above.
- Percentage of probation youth who had a safety and well being visit conducted during the month among the total youths in probation for that month.

Juvenile Corrections:
Rhode Island Training School (RITS)

A secure juvenile justice program for male and female youth who are detained and /or sentenced to the facility by order of the Rhode Island Family Court.

Figure 33: The Number of All RITS Youth by Adjudication Status, by Month

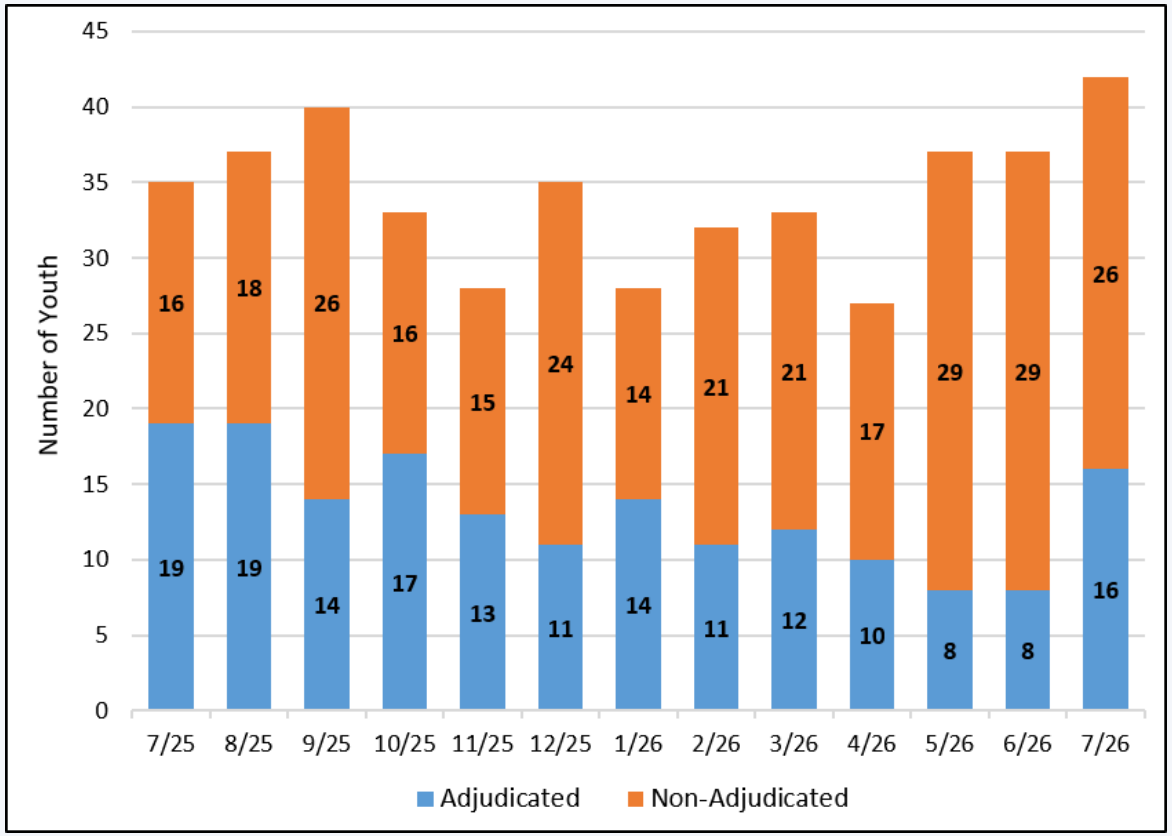

Notes:
Source: RICHIST Rpt453 (point in time data as of the first of the month)
- Youth are no longer broken down by gender due to low numbers in female youth, which are consistently <6

Figures 34: The Percent of RITS Adjudicated Youth Receiving a Score of High on their Most Recent Risk Assessment, by Month

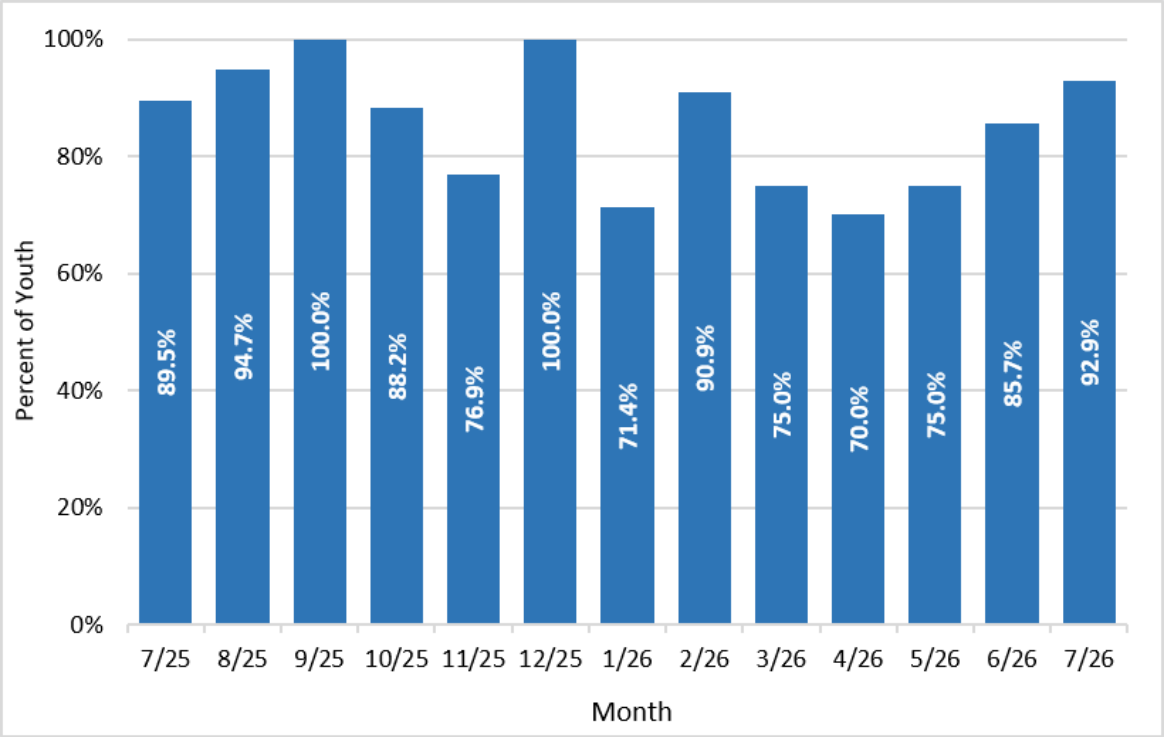

Notes:
Source: RICHIST Rpt453 (point in time as of the first of the month)

- Risk level is assessed by the Structured Assessment of Violence Risk in Youth (SAVRY).
- Only those who are adjudicated are eligible for a SAVRY (risk assessment), and have up to 30 days to complete
- The percentage of RITS adjudicated youth whose most recent risk assessment result is "High" among all RITS adjudicated youth in the monthly point in time population.

Foster Home

Figure 35: The Number and Percent of Children Placed in Foster Homes[1], Kinship vs. Non-Kinship, by Month

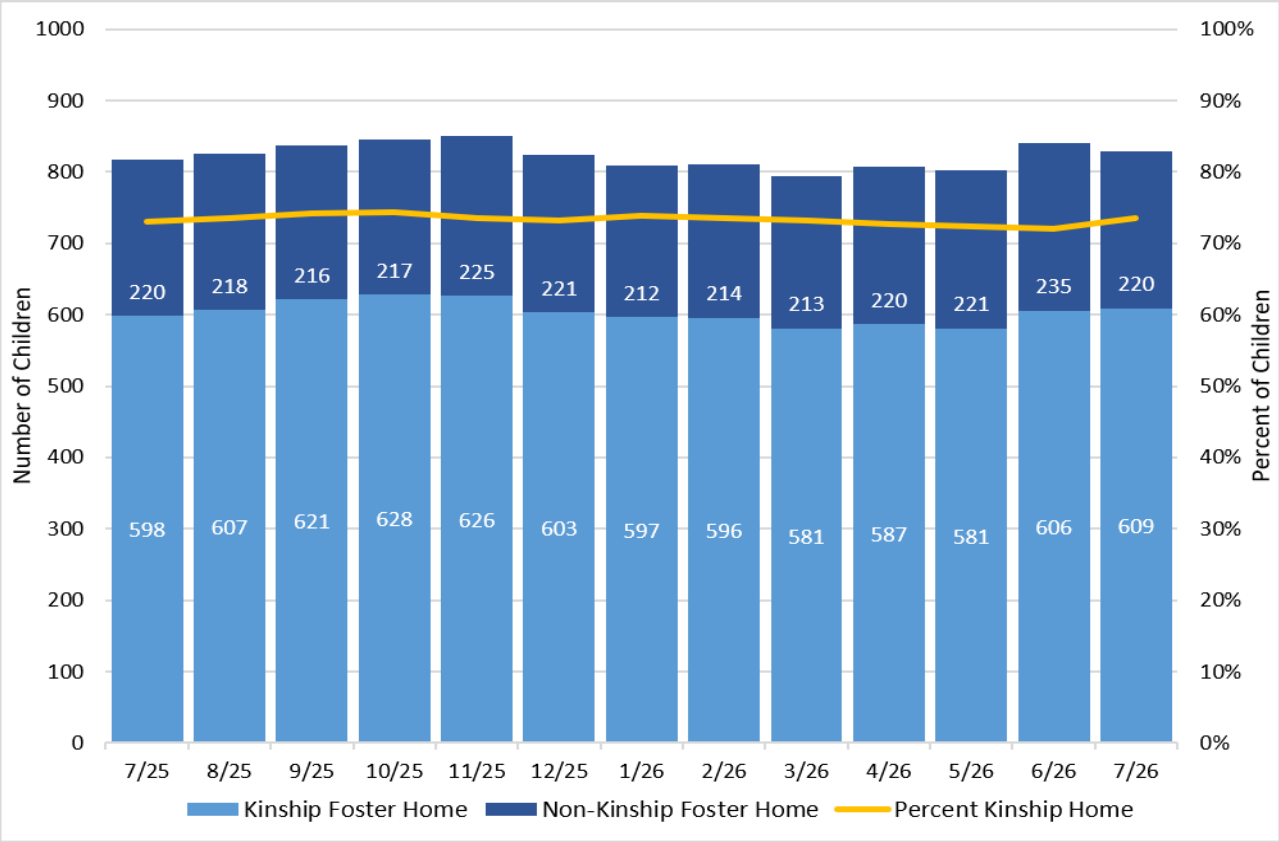

Notes:
Source: RICHIST Rpt 776 (point in time data as of the first of the month)
[1] Foster home includes children DCYF traditional foster homes and private agency foster care
[2] Percent kinship home is percent of kinship foster homes among all foster homes.

Figure 36: The Number of Children in Foster Homes[1] and Residential Intervention[2], by Month

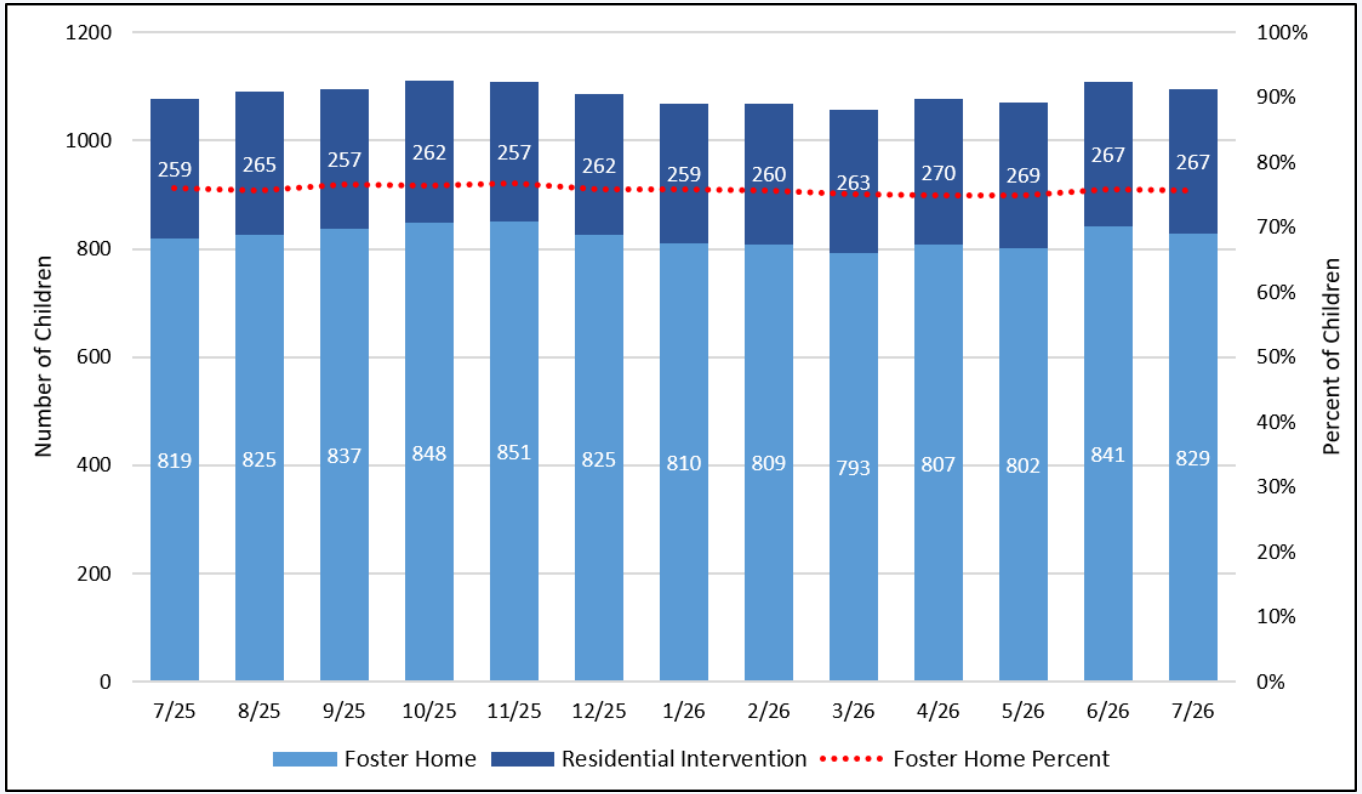

Notes:
Source: RICHIST Rpt 776 (point in time data as of the first of the month).
[1] Includes children in DCYF traditional foster homes and private agency foster care
[2] Residential intervention includes group homes, semi-independent living, residential treatment centers, and assessment and stabilization centers.
- Excludes: independent living, medical hospital, psychiatric hospital, or absent from care.

- Foster home percent is calculated by the number of foster homes over the total of foster homes and residential intervention combined.

Figure 37: The Number of Children in Residential Intervention[1] by Placement Type, by Month

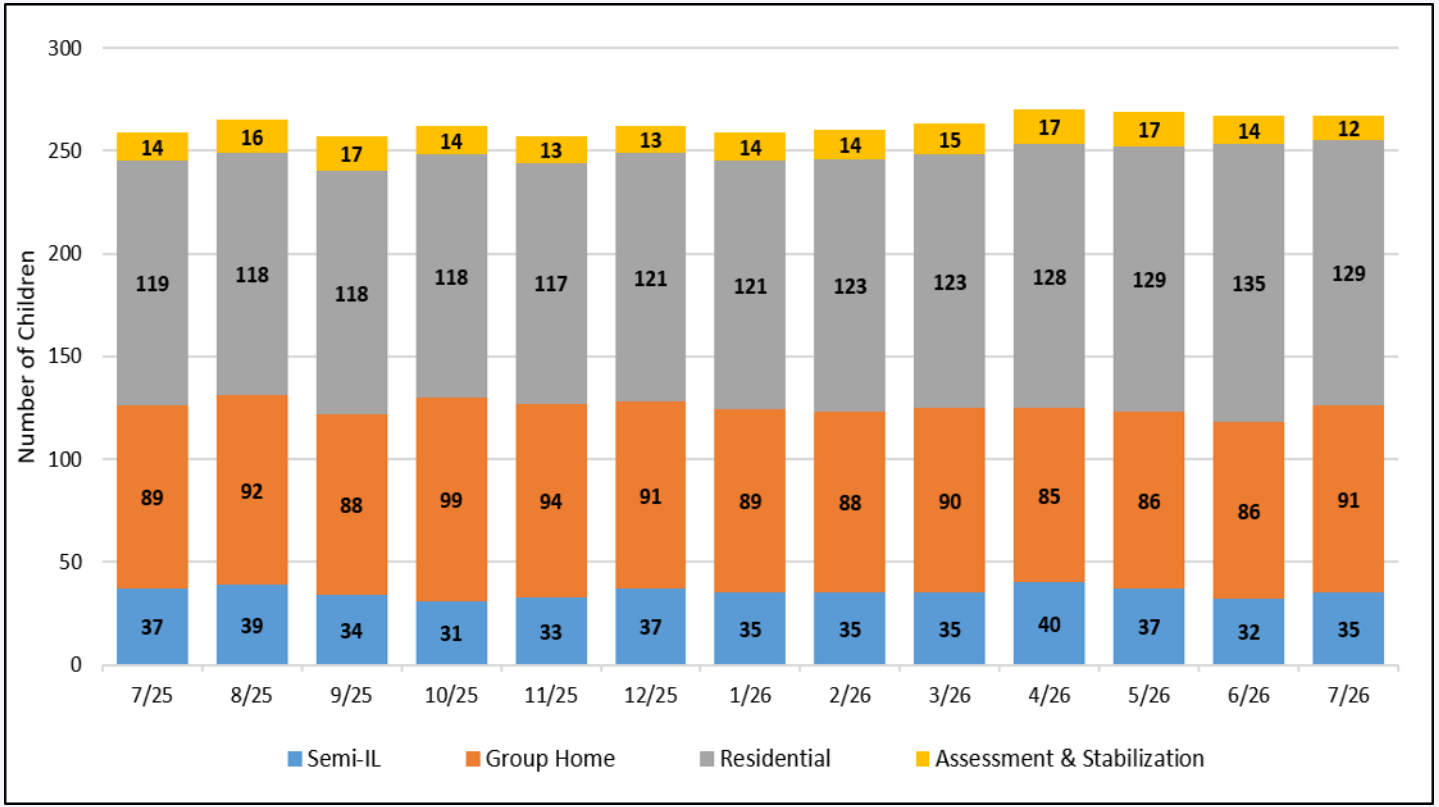

Notes:
Source: RICHIST Rpt 776 (point in time data as of the first of the month).
[1] Residential intervention includes group homes, semi-independent living, residential treatment centers, and assessment and stabilization centers.
- Excludes: independent living, medical hospital, psychiatric hospital, or absent from care.

Figure 38: The Number of Children in Medical Hospitals, by Month

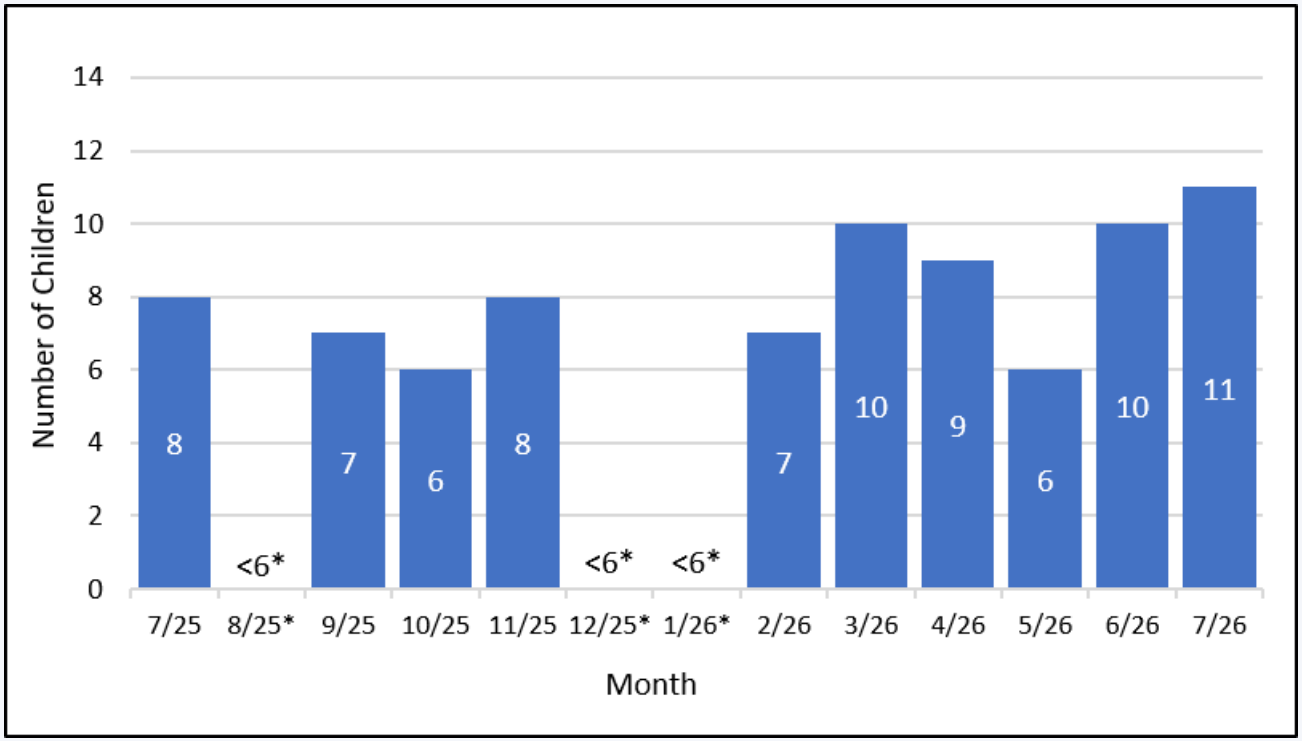

Notes:
Source: RICHIST Rpt 776 (point in time data as of the first of the month).
* Numbers less than 6 have been suppressed due to Department Policy.

Figure 39: The Number of Children in Psychiatric Hospitals, by Month

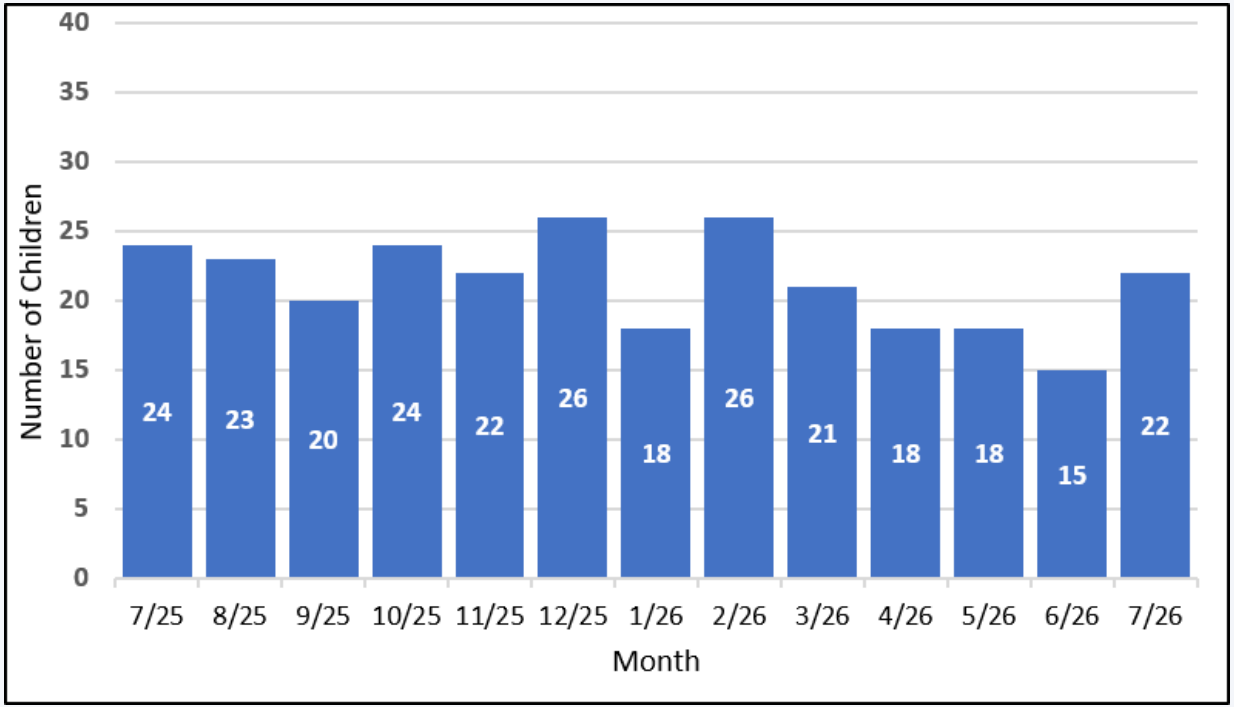

Notes:
Source: RICHIST Rpt 776 (point in time data as of the first of the month).

Figure 40: The Number and Percent of Children in Out-of-State Care, by Month

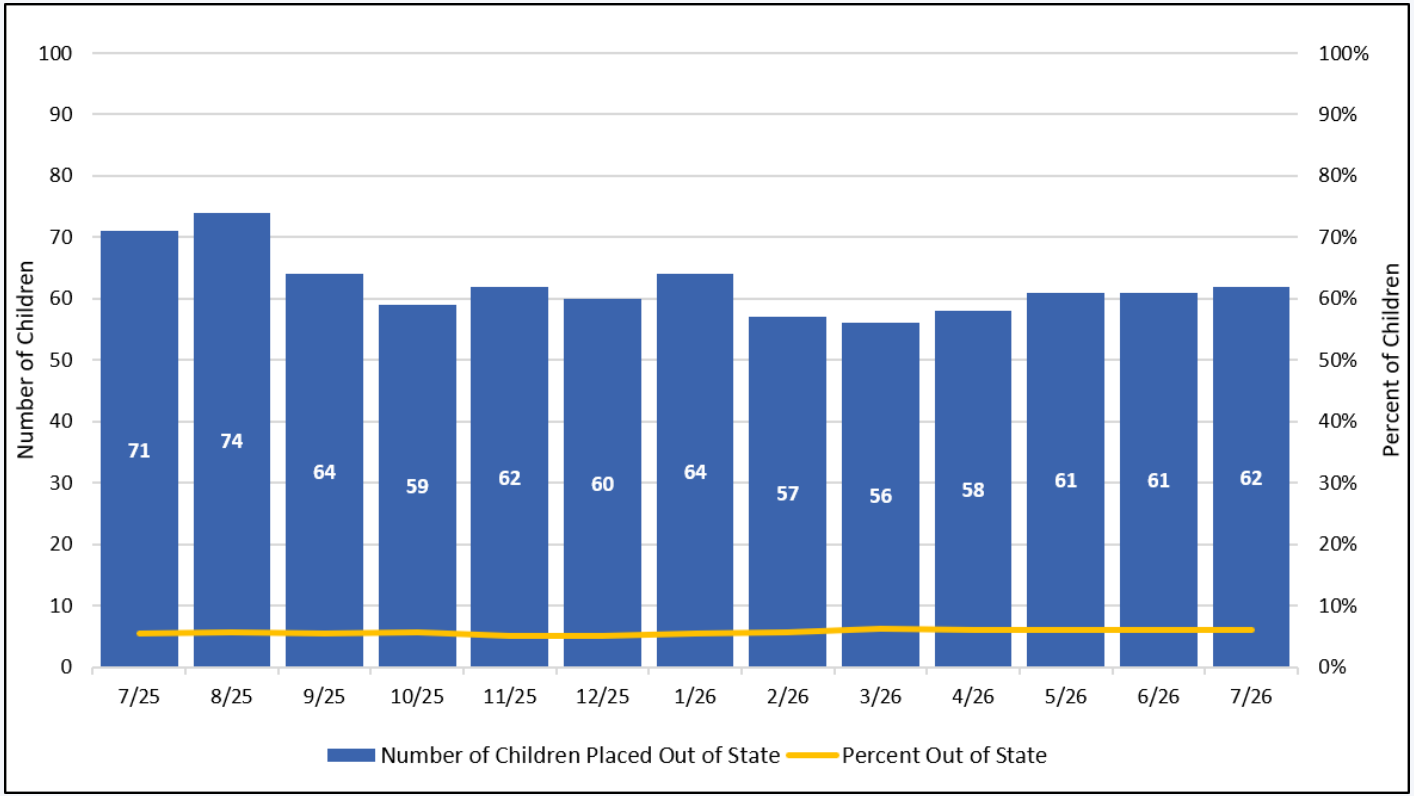

Notes:
Source: RICHIST Rpt 776 (point in time data as of the first of the month).

- Of all children in foster homes and residential intervention on the first day of the month, how many and what percentage were placed in an out of state residential intervention setting

Figure 41: The Number of Children Missing from Care, by Month[1]

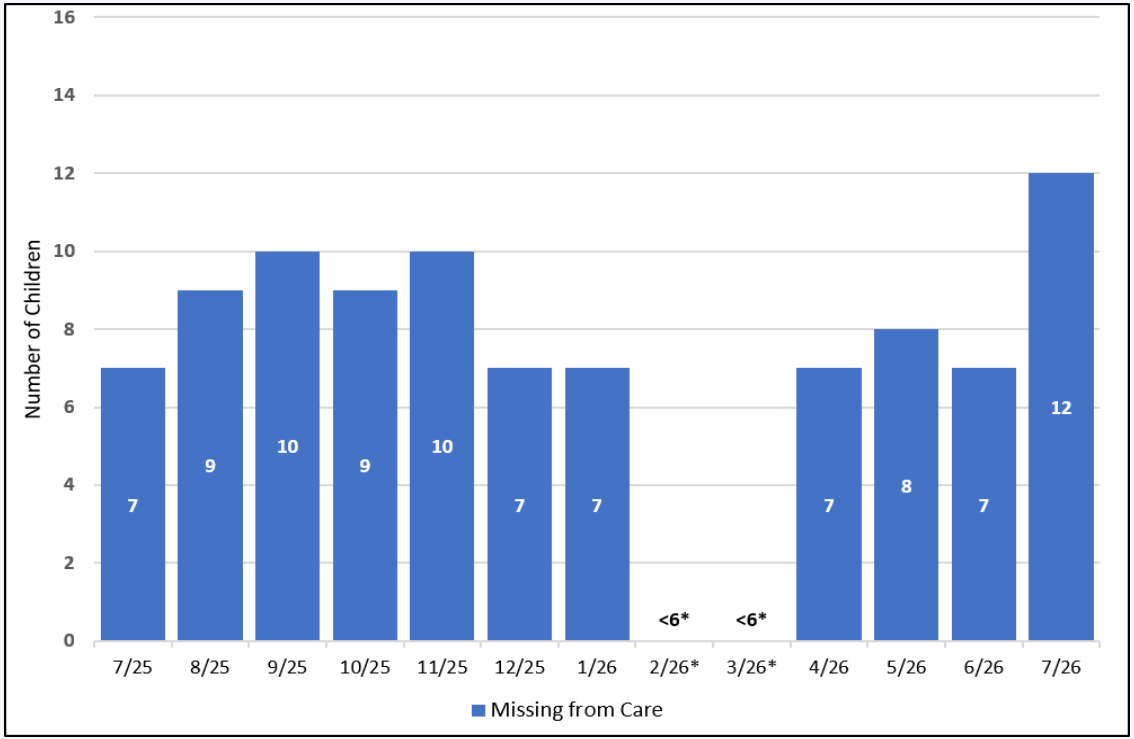

Notes:
Source: RICHIST Rpt 776 (point in time data as of the first of the month).
[1] The number of children in foster homes, residential intervention, independent living, medical or psychiatric hospitals on the first day of the month who were indicated as absent from their placement.

- Absent from placement is defined as the child or youth missing curfew. Common reasons include staying at a relative, partner, or friend's house.
- This chart does not reflect the length of time a child or youth has been absent but rather is used for census purposes on the first day of each month. Children identified could have been absent for as little as less than 1 day.

*Numbers less than 6 have been suppressed due to Department policy.

Figure 42: The Number of Children Entering Placement, Leaving to Supportive Reunification, and Discharging from All Placements, by Month

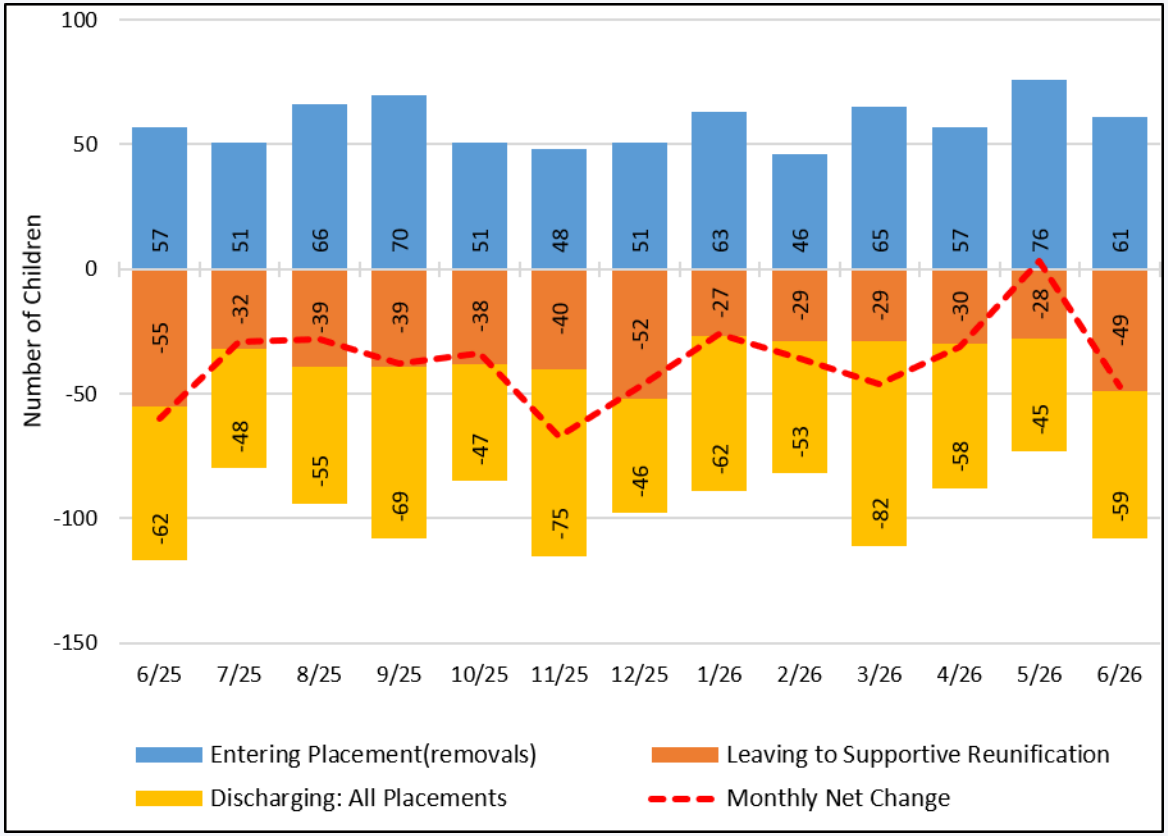

Notes:
Source: Info Maker 749 (data as of the first of the month)
- The most recent month of data indicated by * is preliminary.
- Data is subject to adjustment due to data entry, verification, and placement amendments.

Figure 43: The Number of Children in Foster Care[1] by Length of Time in Months since Removal, by Month

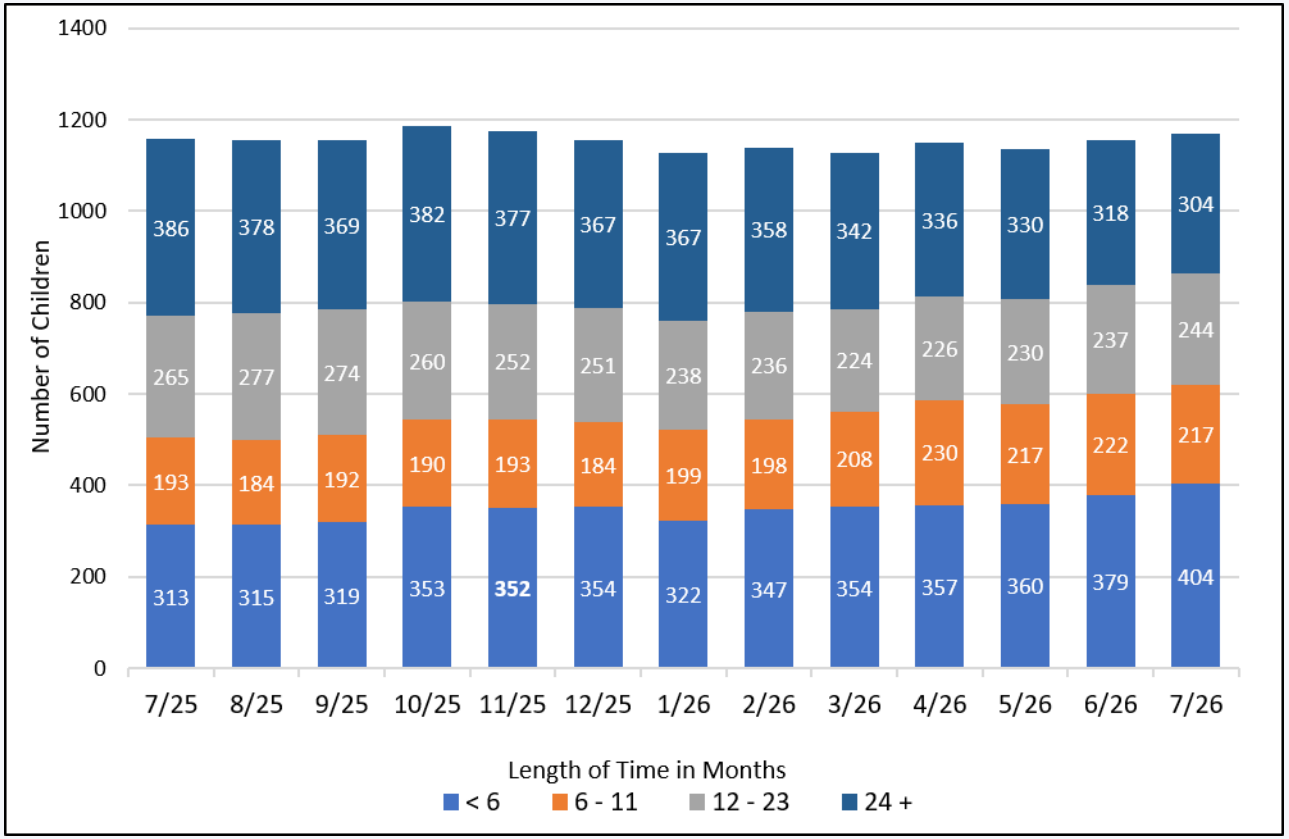

Notes:
Source: RICHIST Rpt 776 (point in time data as of the first of the month).
[1] Includes children in foster homes, private agency foster care, residential intervention, independent living, medical or psychiatric hospitals and absent from care.
- Excludes: youth in Voluntary Extension of Care Program(VEC), youth who are at home on a supportive reunification and youth in Family Navigation.

Licensing

Under RI General Law §42-72.1, this division oversees the licensing, monitoring, and enforcement of regulations in all foster homes, residential facilities, and for agencies who place children.

Figure 44: The Percent of Newly Licensed Providers by Provider Type, by Month

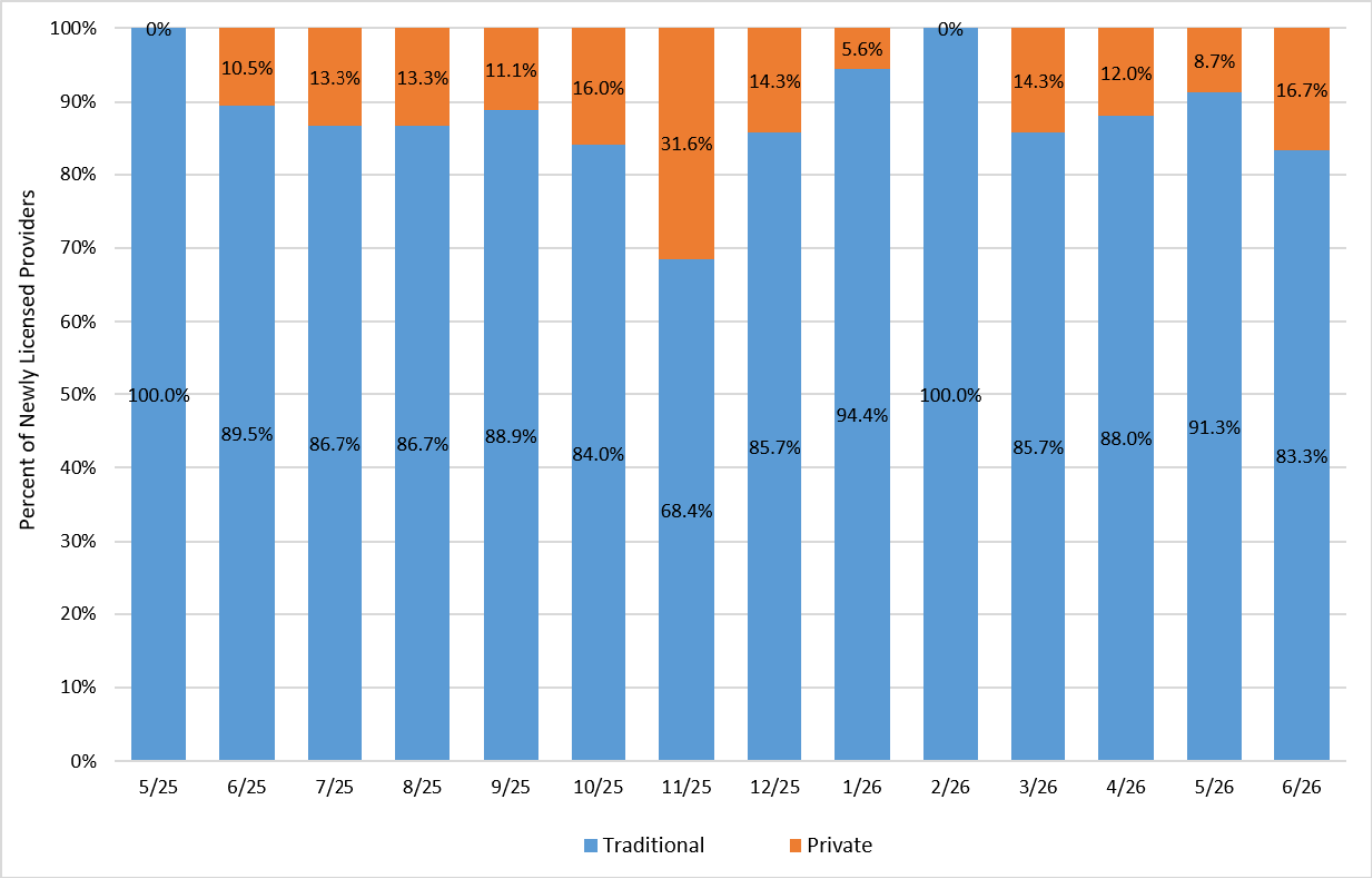

Notes:
Source: RICHIST Rpt809 (pulled on the 3rd of the following month)

- Definitions were changed in February 2024; DCYF Traditional includes child specific. Child Placing Agencies (CPA) is Private type homes

Figures 45 & 46: The Number of Actively Licensed Homes and Utilization Percentage, by Month

Figure 45: DCYF Traditional

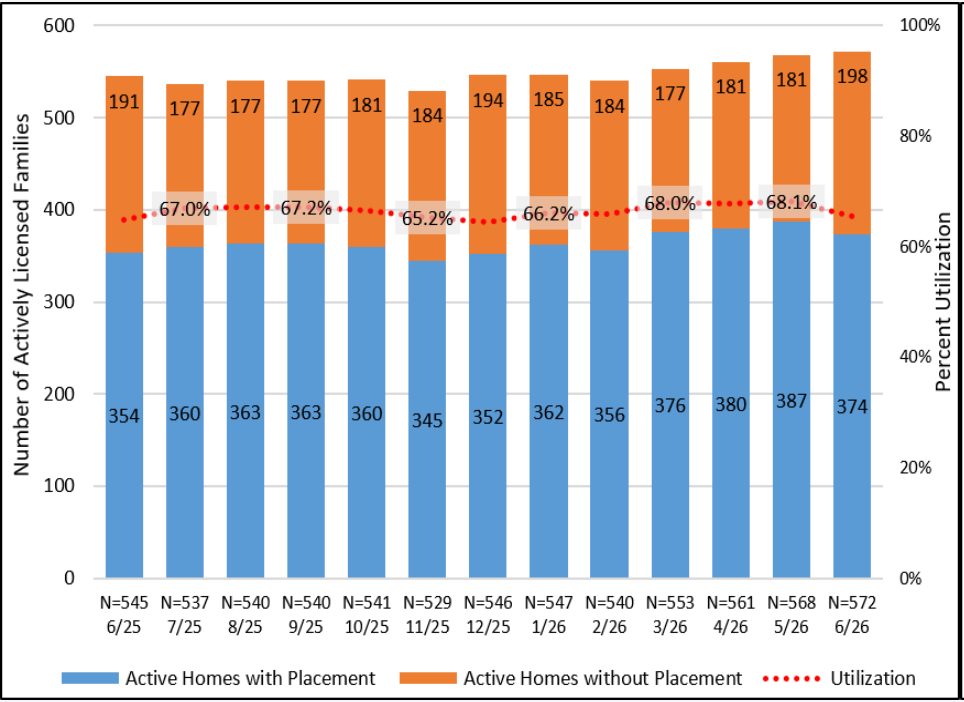

Figure 46: Private Foster Agency

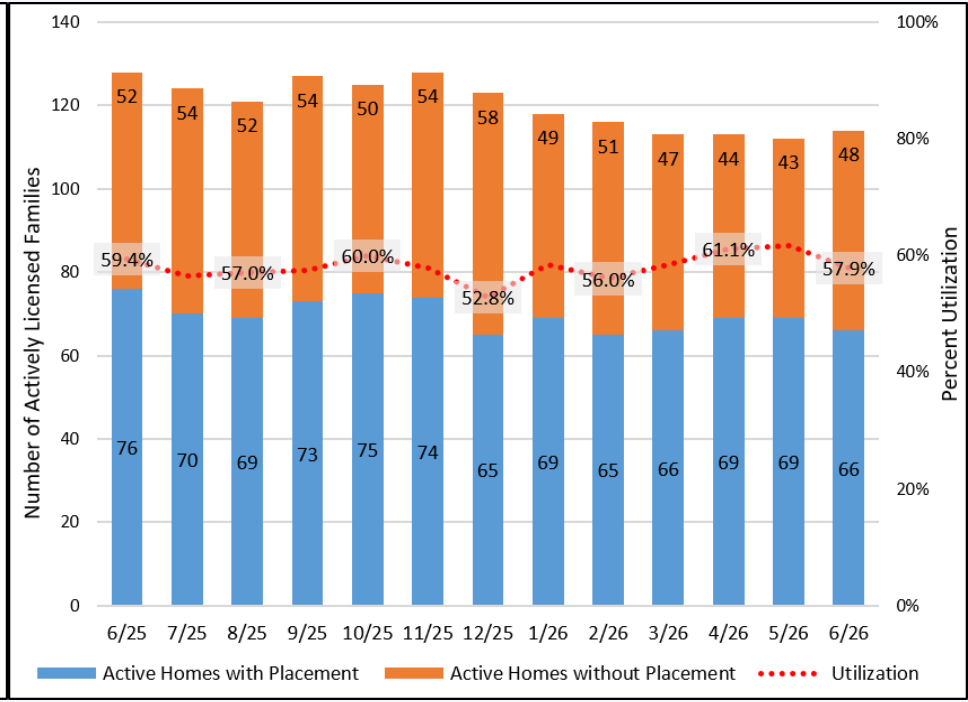

Notes:

Source for Figures 45 & 46: RICHIST 430 Child Report and 430 Provider Report (pulled on the 1st of the following month)

- The blue represents the number of actively licensed families that currently have placement, and the orange represents the number of actively licensed families without placement. The total number of actively licensed families is presented above each bar graph. The percentage represents actively licensed foster families that have placement out of the total number of actively licensed foster families.

Figures 47 & 48: The Age of Children Served in DCYF Homes and Private Agency Homes, by Month

Figure 47: DCYF Traditional

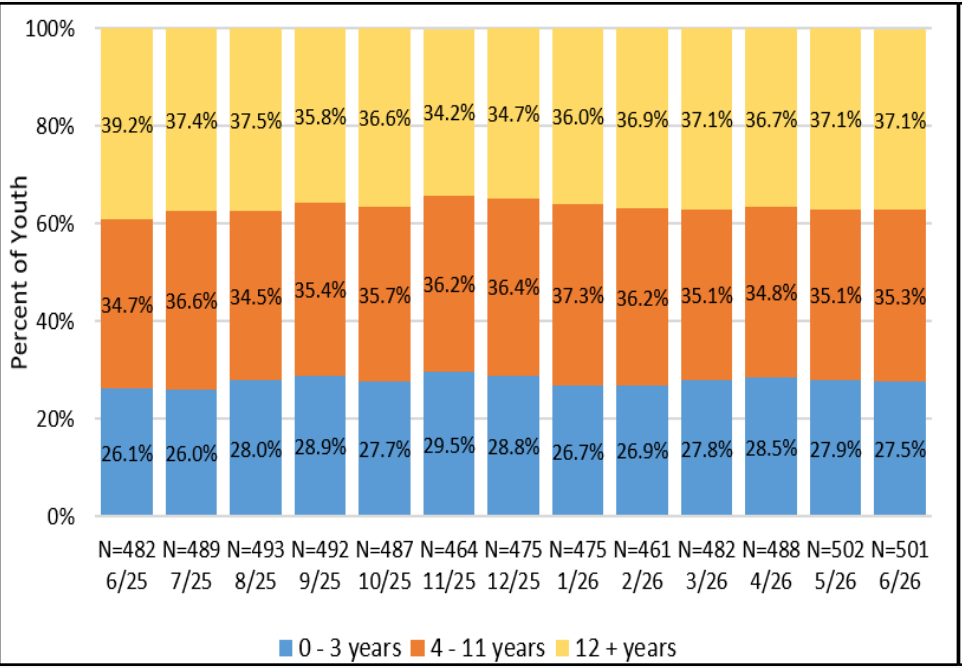

Figure 48: Private Foster Agency

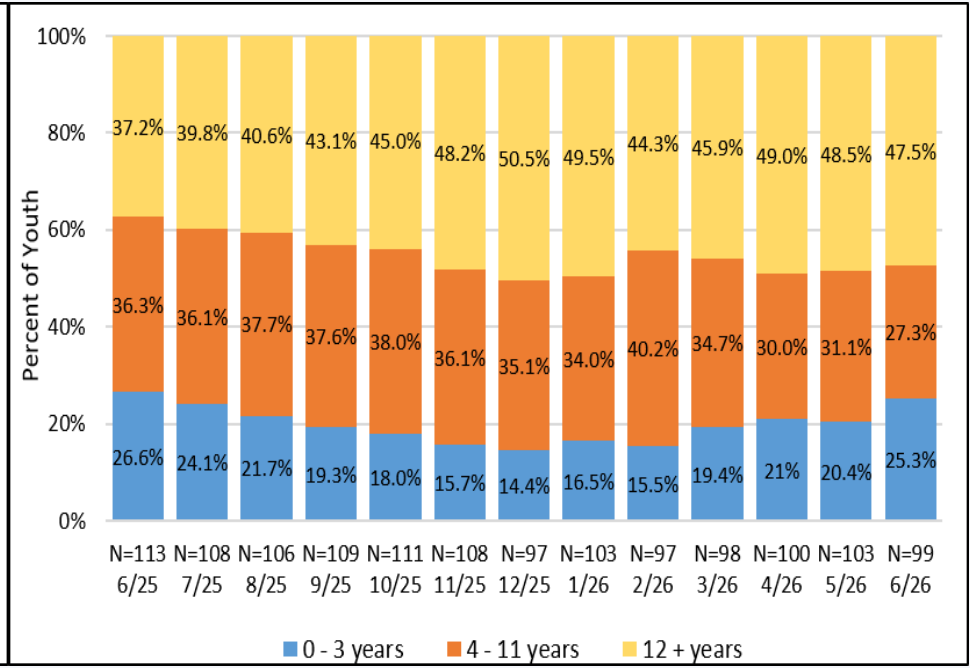

Notes:

Sources for Figures 47 & 48: RICHIST 430 Child Report (point in time data as of the first of the month)

- The Department is using these graphs to look at the population currently being served.

Figures 49 & 50: The Level of Need for Children Served by DCYF and Private Foster Agency Homes, by Month

Figure 49: DCYF Traditional

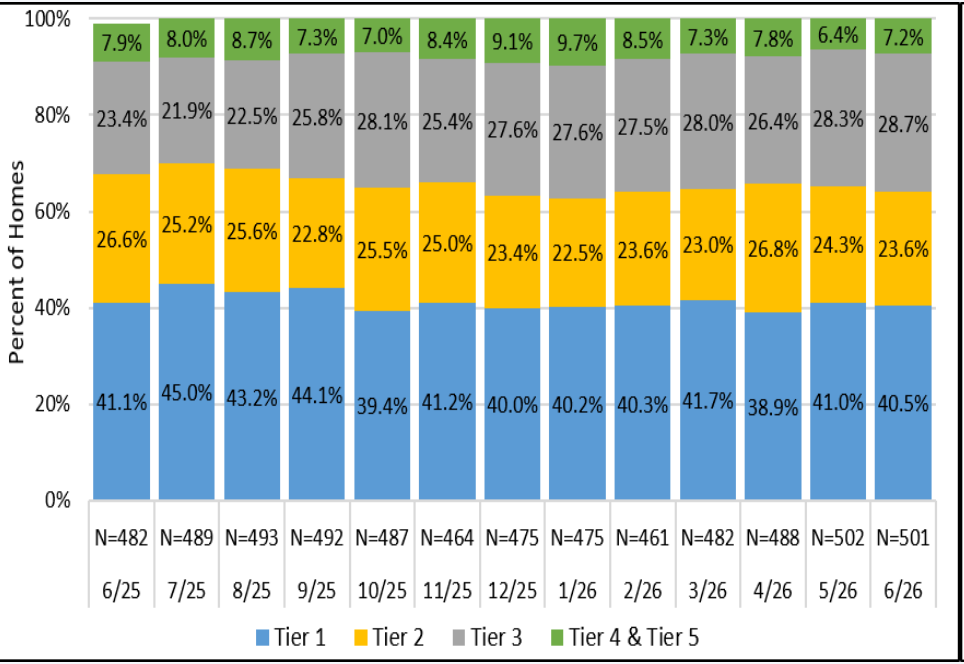

Figure 50: Private Foster Agency

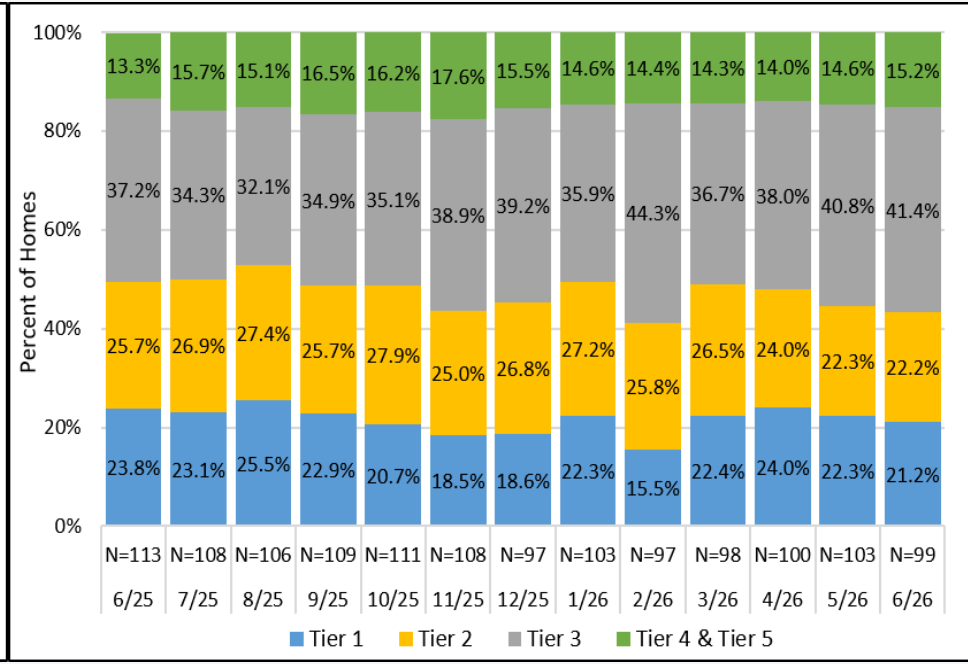

Notes:
Sources for Figures 49 & 50: RICHIST 430 Child Report (point in time data as of the first of the month)

- The Department is using these graphs to look at the population currently being served.
- Intensity of needs ranges from 1 (low) to 5 (high)

Voluntary Extension of Care (VEC)

This program supports young adults from ages 18-20 who are in DCYF care and want continued help as they begin their adult lives. Any young adults who left DCYF care when they were 18 who wants to come back to DCYF is welcome to do so if they are under 21.

Figure 51: The Percentage and Number of Voluntary Extension of Care (VEC) Participants Enrolled in Education, Employed and/or in Other VEC Programs, by Month

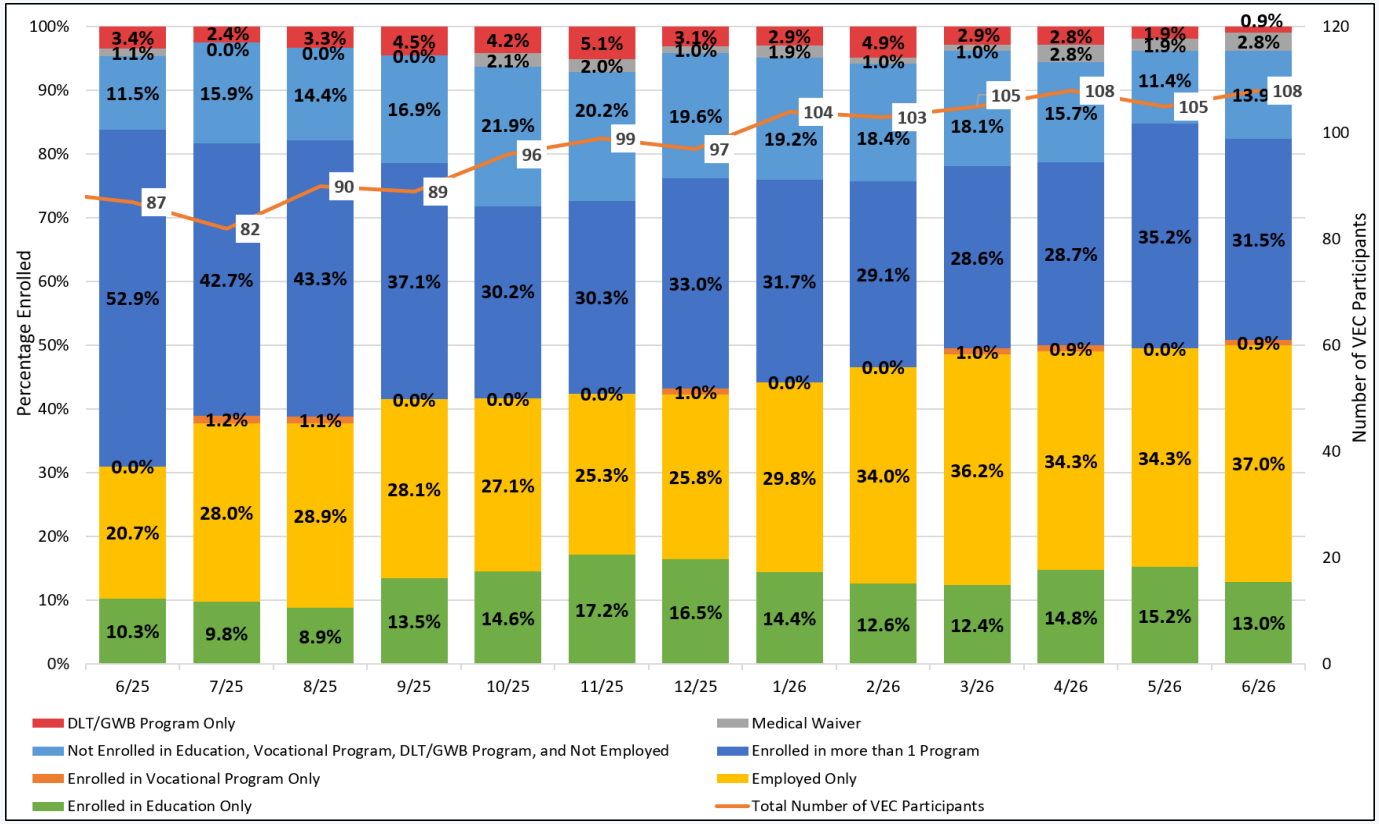

Notes:

Source: RICHIST & VEC TEAMS Master List (pulled on the 9th of the following month)

- Includes all youth who have a legal status of "Court Supervision/VEC" according to RICHIST.
- Data is reported on a 1-month delay.

Definitions

2 Month Lag: A 2-month lag means that the data point being used is two months earlier than the current date. It represents a delay of two months between the event or measurement and the value being analyzed

Assessment and stabilization: A facility that is a short-term therapeutic program which provides comprehensive assessment and stabilization services to youth.

Child protective services (CPS): investigative division within DCYF which includes the Department's hotline. This division ensures each child and youth is protected from harm through the timely investigation of reports of child abuse and neglect. CPS receives, screens and responds to reports of suspected child maltreatment.

Electronic monitoring: A time-limited sentencing alternative to secure detention or custody at the Training School and facilitates supervision in community settings for youth identified by the Family Court.

Family Support line: unit with in SRU that acts as a central access point, offering immediate help, resources, assessment and referrals to families needing assistance.

Family Service Unit (FSU): unit of the Department becomes involved with families after a Child Protective Services (CPS) investigation has been conducted and a determination made that services are needed to address abuse, neglect, or dependency within the family

Foster care: Substitute care for a child who is placed away from the child's parents or guardians and for whom the Department has placement and care responsibility through either court order pursuant to a dependent, neglect and/or abuse petition or voluntary placement agreement. It does not include placement in a training school or any other facility operated primarily for the detention of children who are determined to be wayward or delinquent.

Group home: A boarding facility licensed by the Department of Children, Youth and Families to care for up to eight (8) children (group home I), or up to twelve (12) children (group home II) in other than a family setting.

Definitions

Indicated: means that a report, under RI General Law §40-11-2, was assessed, and a preponderance of the evidence indicates that abuse or neglect exists consistent with the Rhode Island State Statutes.

Investigation level: Child abuse and neglect reports accepted for assessment and investigation are classified as Level 1, 2, or 3, based on the allegation and information obtained

Kinship: Means a relative or close family friend who provides care for a child or youth with whom they have a known connection.

Licensing: under **RI General Law §42-72.1**, this division oversees the licensing, monitoring, and enforcement of regulations in all foster homes, residential facilities, and for agencies who place children.

Non-kinship: Relationships or caregiving arrangements where individuals are not biologically or legally related

Priority level: determined from the hotline call on how urgent the call is forwarded to the investigative unit, based on the imminent risk of harm to the child | P1: 30 minutes, P2: 2 hours, and P3: 4 hours

Probation: provides supervision in the community for youth who have been adjudicated wayward or delinquent by the Rhode Island Family Court and are sentenced to a term of probation, or who are sentenced to the Rhode Island Training School (RITS), but can serve their sentence in a residential treatment program (temporary community placement).

Response time policy: {DOP 500.0025} The CPI must make face-to-face contact with the identified child within the response time specified in the Hotline report to assess for present dangers and begin gathering information to complete the FFA. Response time is measured from the date and time the Hotline report is received until face-to-face contact with the alleged victim.

a. Priority 1 Response –The assigned CPI responds to the report within two hours of creation of the investigative protocol.
b. Priority 2 Response – The assigned CPI responds to the report within 12 hours of the creation of the investigative protocol.
c. Priority 3 Response – The assigned CPI responds to the report within 48 hours of the creation of the investigative protocol

Definitions

Rhode Island Training School (RITS): a secure juvenile justice program for male and female youth who are detained and /or sentenced to the facility by order of the Rhode Island Family Court.

Screen in policy: {DOP 500.0000} based on priority level determines how long the Call Floor Supervisor has to forward the report to the investigative unit

Semi-independent Living: A program for older youth, which aims to develop life and independent living skills.

Service plan: A written plan that identifies safety and permanency requirements of the Adoption and Safe Families Act (ASFA) and addresses the needs of children and their families through a coordination of services as determined through various standardized assessments.
Risk assessment

Supportive reunification: when a child exits a Department placement and is returned to his/her home and the Department continues to have legal custody

Support and Response Unit (SRU): unit, which is located within DCYF's Division of Family Services (DFS), helps families navigate services in their own communities. Also, the unit is a resource families who are feeling overwhelmed or who need assistance with accessing home and community-based services for a variety of needs.

Temporary Care Placement(TCP): is a short-term living arrangement in which a child is placed in a safe, supervised environment while the Department works to determine the best long-term solution. This can include:

- Foster care with a licensed foster family or foster home
- Relative placement with a family member or other close relative
- Other approved out-of-home placements such as group homes or specialized care settings

Unable to determine: means "inconclusive," which means there is some indication the abuse occurred. However, there is insufficient evidence to conclude that there is reasonable cause to believe that abuse occurred.

Definitions

Unfounded: also referred to as “unsubstantiated,” means that a child abuse and neglect report, according to RI General Law §40-11-2, was assessed and that the preponderance of the credible evidence does not indicate that abuse or neglect exists consistent with Rhode Island State statutes.

Voluntary Extension of Care (VEC): supports young adults from ages 18-20 who are in DCYF care and want continued help as they begin their adult lives. Any young adults who left DCYF care when they were 18 who wants to come back to DCYF is welcome to do so as long as they are under 21.